

*ASSEMBLY INSTRUCTIONS*  
*COASTER FINE FURNITURE*



*Fine Furniture for every stage of life*

**107042**  
***Dining Side Chair***

ITEM:107042

## ASSEMBLY INSTRUCTIONS

### ASSEMBLY TIPS:

1. Remove hardware from box and sort by size.
2. Please check to see that all hardware and parts are present prior to start of assembly.
3. Please follow attached instructions in the same sequence as numbered to assure fast & easy assembly.



### WARNING!

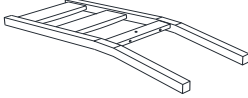
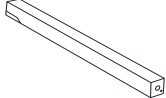
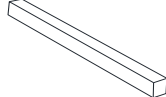
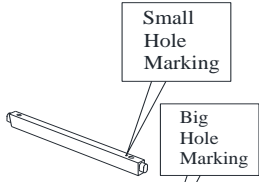

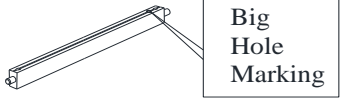
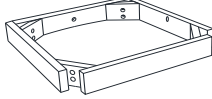
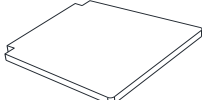
1. Don't attempt to repair or modify parts that are broken or defective. Please contact the store immediately.
2. This product is for home use only and not intended for commercial establishments.



ASSEMBLY TIME

8 MINUTES

## PARTS IDENTIFICATION

A	BACK FRAME		1PC
B	RIGHT FRONT LEG (BIG & SMALL HOLE AT THE BOTTOM OF LEG)		1PC
C	LEFT FRONT LEG		1PC
D	RIGHT SIDE STRETCHER (SMALL HOLE MARKING)		1PC
E	LEFT SIDE STRETCHER (BIG HOLE MARKING)		1PC
F	MIDDLE STRETCHER		1PC
G	SEAT FRAME		1PC
H	WOODEN SEAT		1PC

### NOTE:

Quantities shown are for one chair.

Phillips head screw driver is required in the assembly process; however, manufacturer does not provide this item.

## ASSEMBLY INSTRUCTIONS

### ASSEMBLY TIPS:



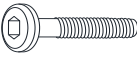





1. Remove hardware from box and sort by size.
2. Please check to see that all hardware and parts are present prior to start of assembly.
3. Please follow attached instructions in the same sequence as numbered to assure fast & easy assembly.



### WARNING!

1. Don't attempt to repair or modify parts that are broken or defective. Please contact the store immediately.
2. This product is for home use only and not intended for commercial establishments.

## HARDWARE IDENTIFICATION

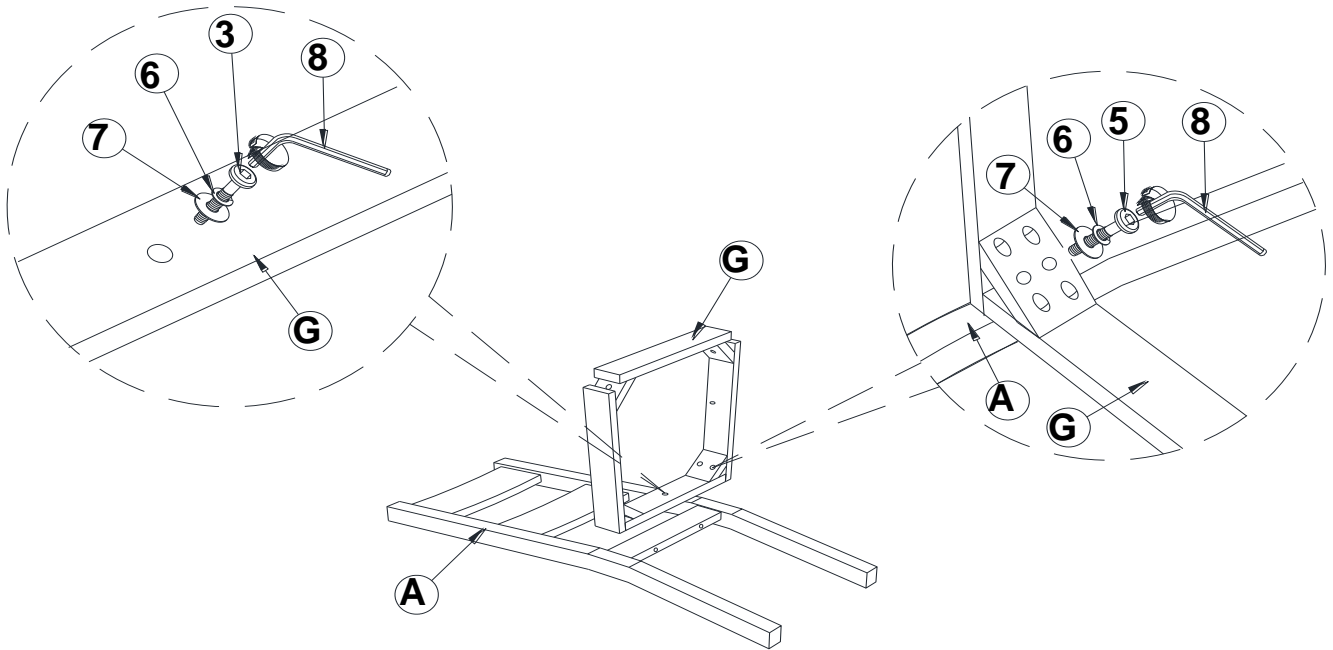
1	<b>SHORT FLAT HEAD SCREW</b> (M4 x 32mm - RBW)		6PCS
2	<b>LONG FLAT HEAD SCREW</b> (M4 x 35mm - RBW)		6PCS
3	<b>SHORT BOLT</b> (M6 x 35mm - BLK)		1PC
4	<b>MEDIUM BOLT</b> (M6 x 60mm - BLK)		2PCS
5	<b>LONG BOLT</b> (M6 x 70mm - BLK)		4PCS
6	<b>LOCK WASHER</b> (1/4" - BLK)		7PCS
7	<b>FLAT WASHER</b> (1/4" - BLK)		7PCS
8	<b>ALLEN WRENCH</b> (M4 x 110MM)		1PC

### NOTE:

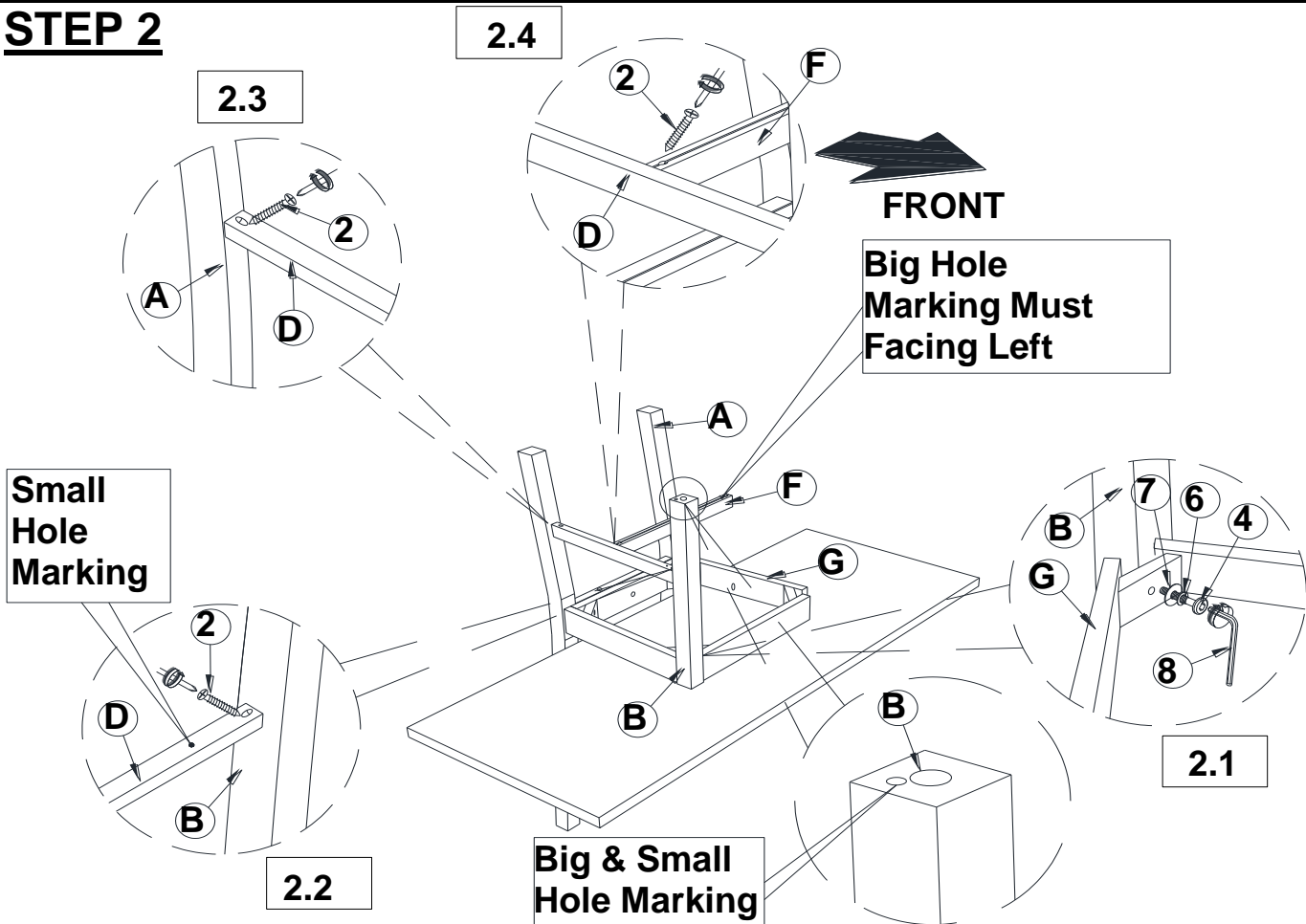
Quantities shown are for one chair.

Phillips head screw driver is required in the assembly process; however, manufacturer does not provide this item.

**ASSEMBLY INSTRUCTIONS**  
**STEP 1**

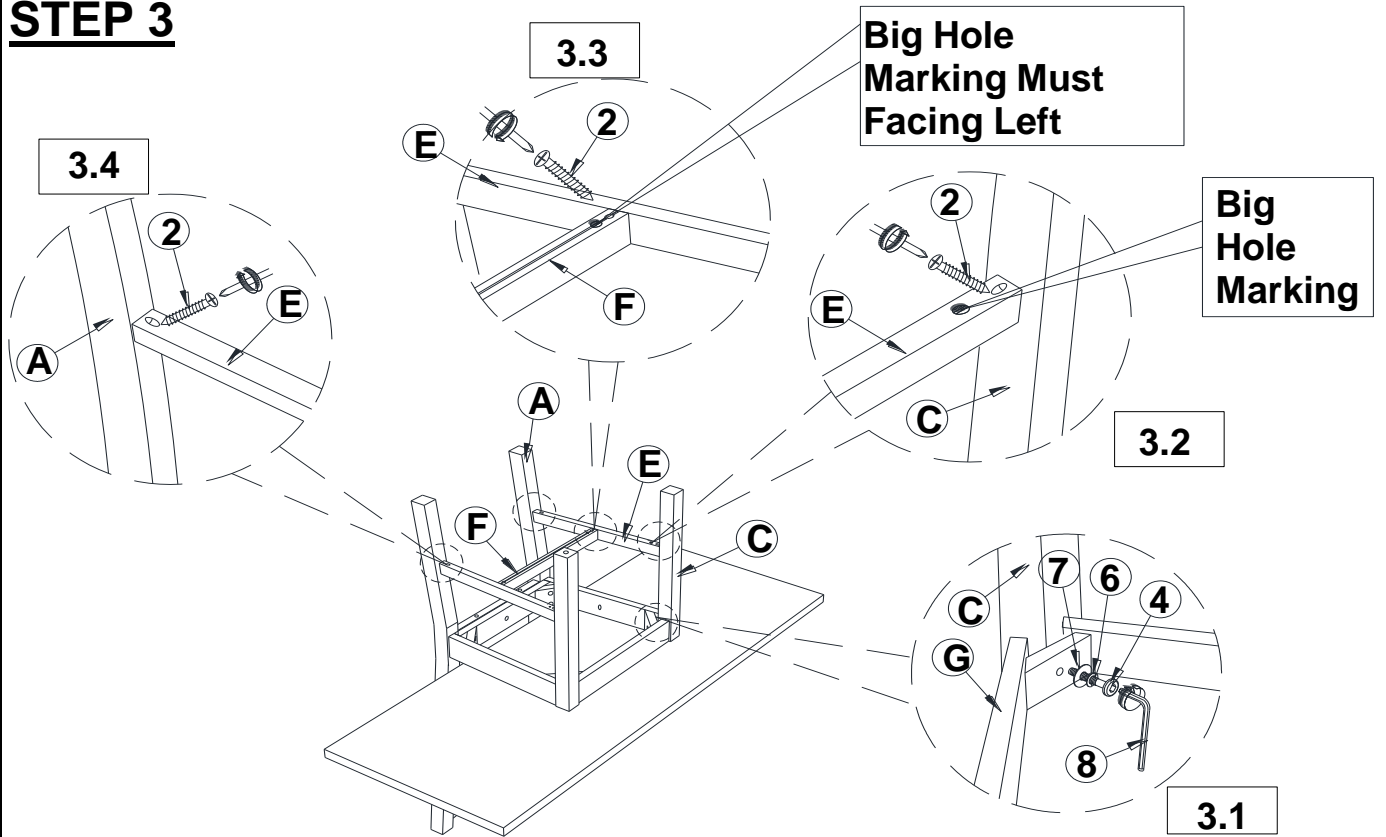


**STEP 2**

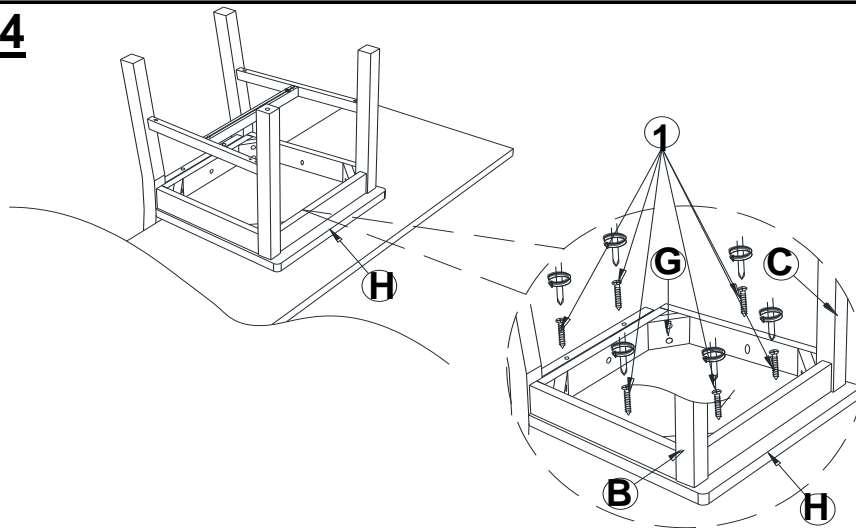


**ASSEMBLY INSTRUCTIONS**

**STEP 3**



**STEP 4**



**STEP 5**  
**COMPLETE**

