

ASSEMBLY INSTRUCTIONS COASTER FINE FURNITURE



Fine Furniture for every stage of life

702289
SOFA TABLE

ITEM: 702289

ASSEMBLY INSTRUCTIONS




ASSEMBLY TIPS:

1. Remove hardware from box and sort by size.
2. Please check to see that all hardware and parts are present prior to start of assembly.
3. Please follow attached instructions in the same sequence as numbered to assure fast & easy assembly.



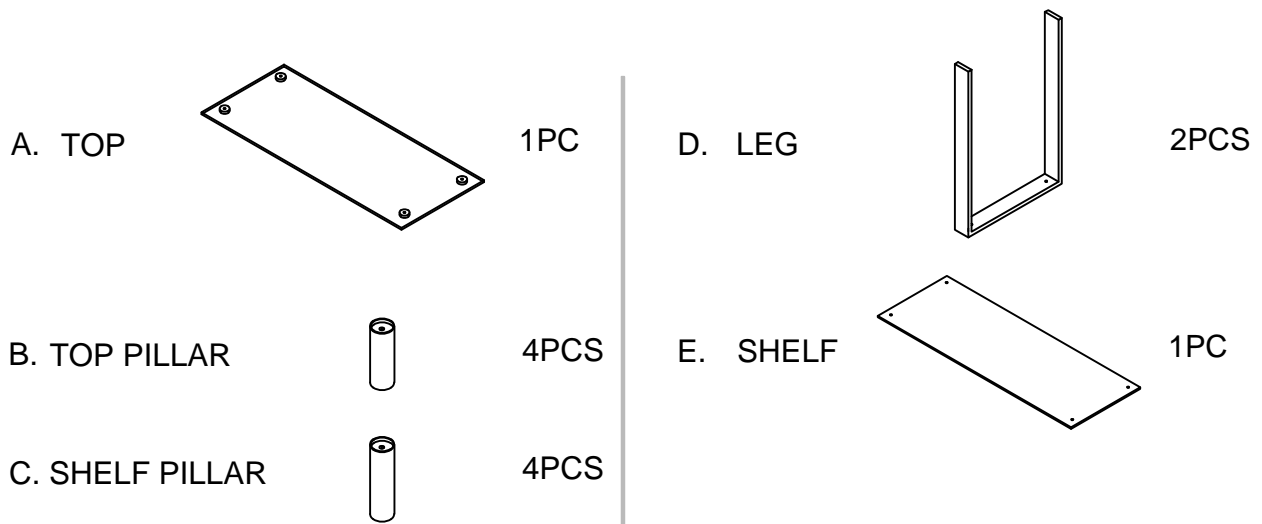
WARNING !

1. Don't attempt to repair or modify parts that are broken or defective. Please contact the store immediately.
2. This product is for home use only and not intended for commercial establishment.



ASSEMBLY TIME 30 MINUTES

PARTS IDENTIFICATION



HARDWARE PACKAGE

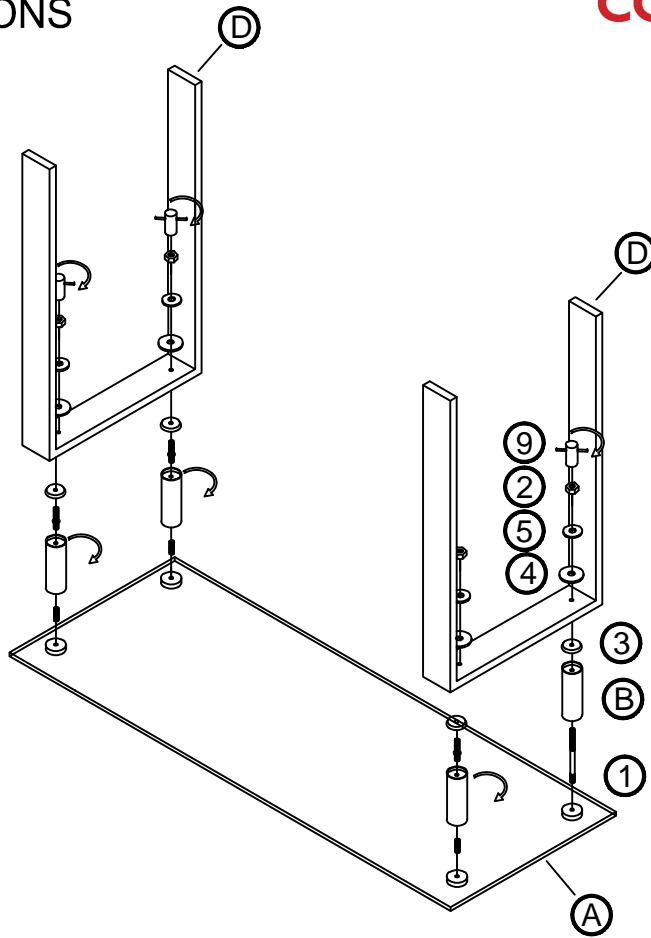
1	SCREW ROD (Ø5/16" *160mm-CHROME)		4PCS	6	ALLEN BOLT (Ø5/16" *35mm-CHROME)		4PCS
2	SCREW NUT (Ø5/16" *8mm-CHROME)		4PCS	7	SMALL WASHER (Ø5/16" *25mm-CHROME)		4PCS
3	CHROMED WASHER (Ø5/16" *55mm-CHROME)		8PCS	8	ALLEN WRENCH (Ø5/16" *66mm-CHROME)		1PC
4	BIG WASHER (Ø5/16" *50mmpla-CHROME)		4PCS	9			1PC
5	FLAT WASHER (Ø5/16" *20mm-CHROME)		8PCS				

ITEM: 702289

ASSEMBLY INSTRUCTIONS



STEP 1



STEP 2

