

ASSEMBLY INSTRUCTIONS
COASTER FINE FURNITURE



Fine Furniture for every stage of life

300216

Daybed With Base Frame

ITEM:300216



ASSEMBLY INSTRUCTIONS


ASSEMBLY TIPS:

1. Remove hardware from box and sort by size.
2. Please check to see that all hardware and parts are present prior to start of assembly.
3. Please follow attached instructions in the same sequence as numbered to assure fast & easy assembly.



WARNING !

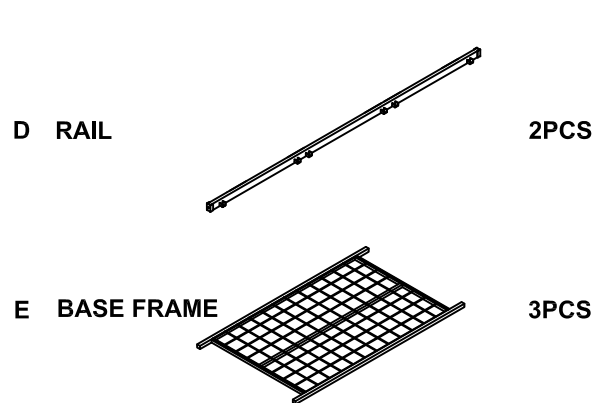
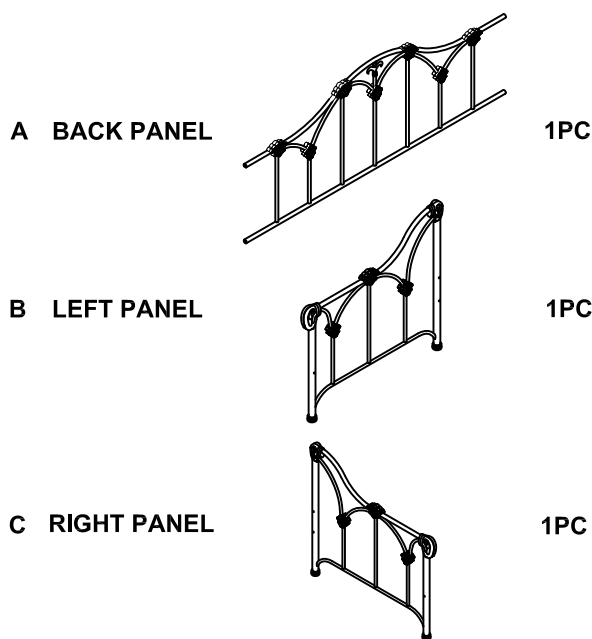
1. Don't attempt to repair or modify parts that are broken or defective. Please contact the store immediately.
2. This product is for home use only and not intended for commercial establishment.



ASSEMBLY TIME

15 MINUTE

PARTS IDENTIFICATION



HARDWARE IDENTIFICATION

1 BOLT (1/4"X2-1/2" - WHT) 2PCS



3 WASHER (φ16mm - WHT) 12PCS



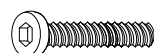
2 BOLT (1/4"X2-1/4" - WHT) 2PCS



4 WASHER (φ30mm - WHT) 4PC



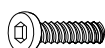
1 BOLT (5/16"X2-1/4" - WHT) 4PCS



3 ALLEN KEY (4x22X60mm - WHT) 1PC



2 BOLT (1/4"X5/8" - WHT) 12PCS



4 ALLEN KEY (5x24X60mm - WHT) 1PC



NOTE:

Phillips head screw driver is required in the assembly process; however, manufacturer does not provide this item.

ITEM: **300216**

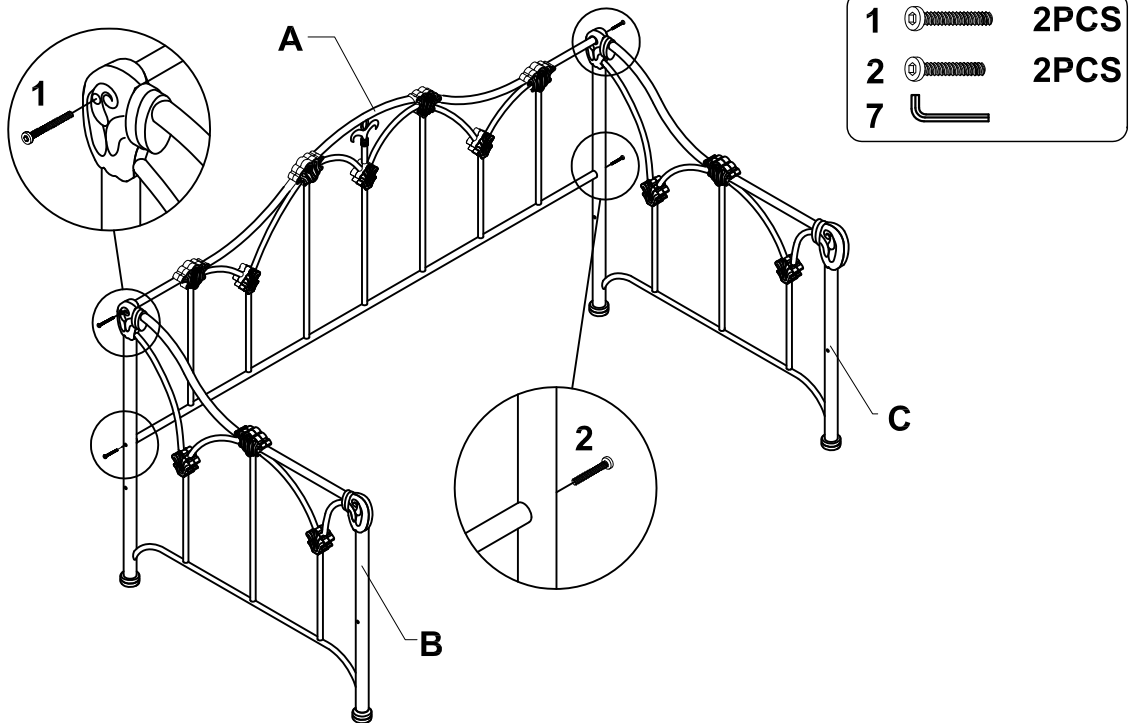


ASSEMBLY INSTRUCTIONS

STEP 1:

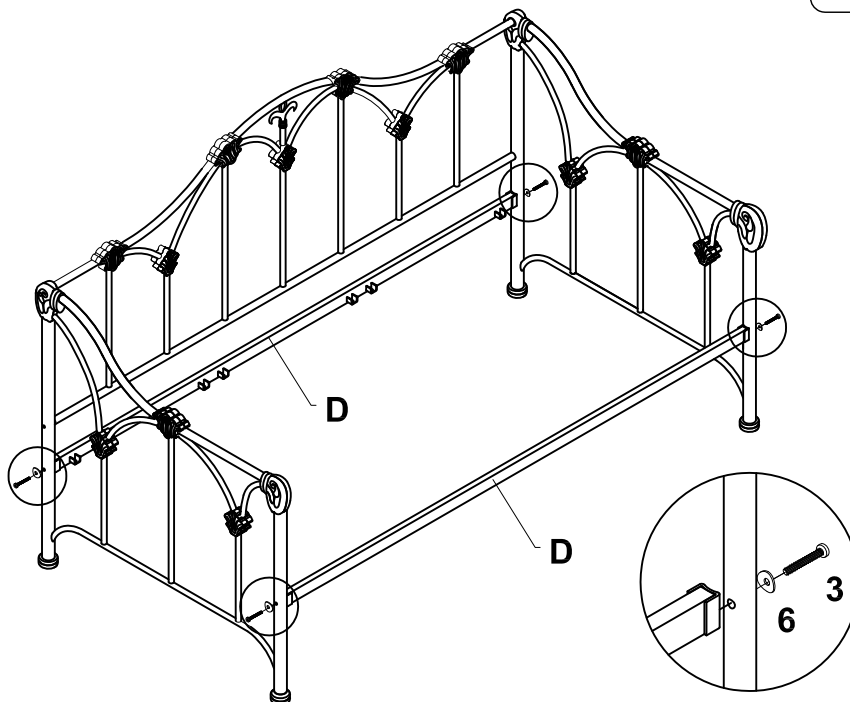
ASSEMBLY

Do not fully tighten all bolts until assembly is complete.
This will help all parts to assemble properly.



STEP 2:

3		4PCS
6		4PCS
8		






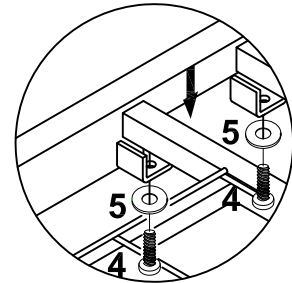
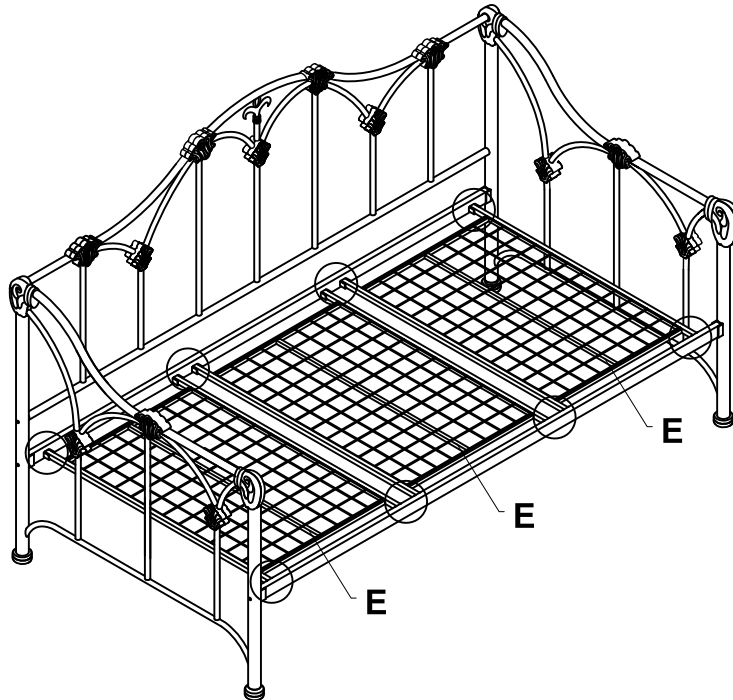
ITEM: **300216**

ASSEMBLY INSTRUCTIONS

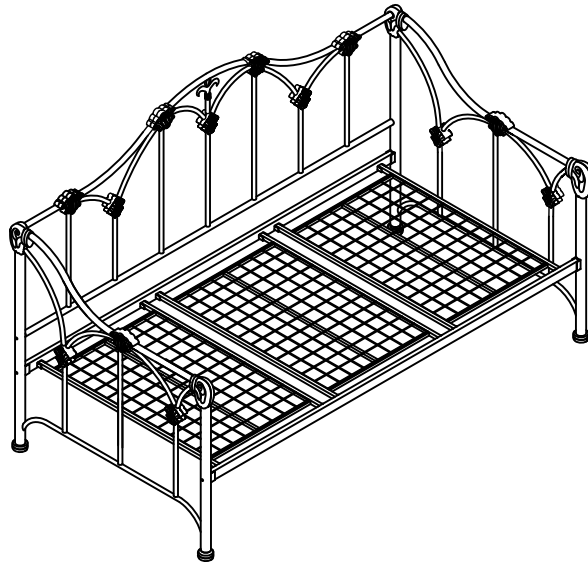
STEP 3:

COASTER
FINE FURNITURE

4		12PCS
5		12PCS
7		



STEP 4:

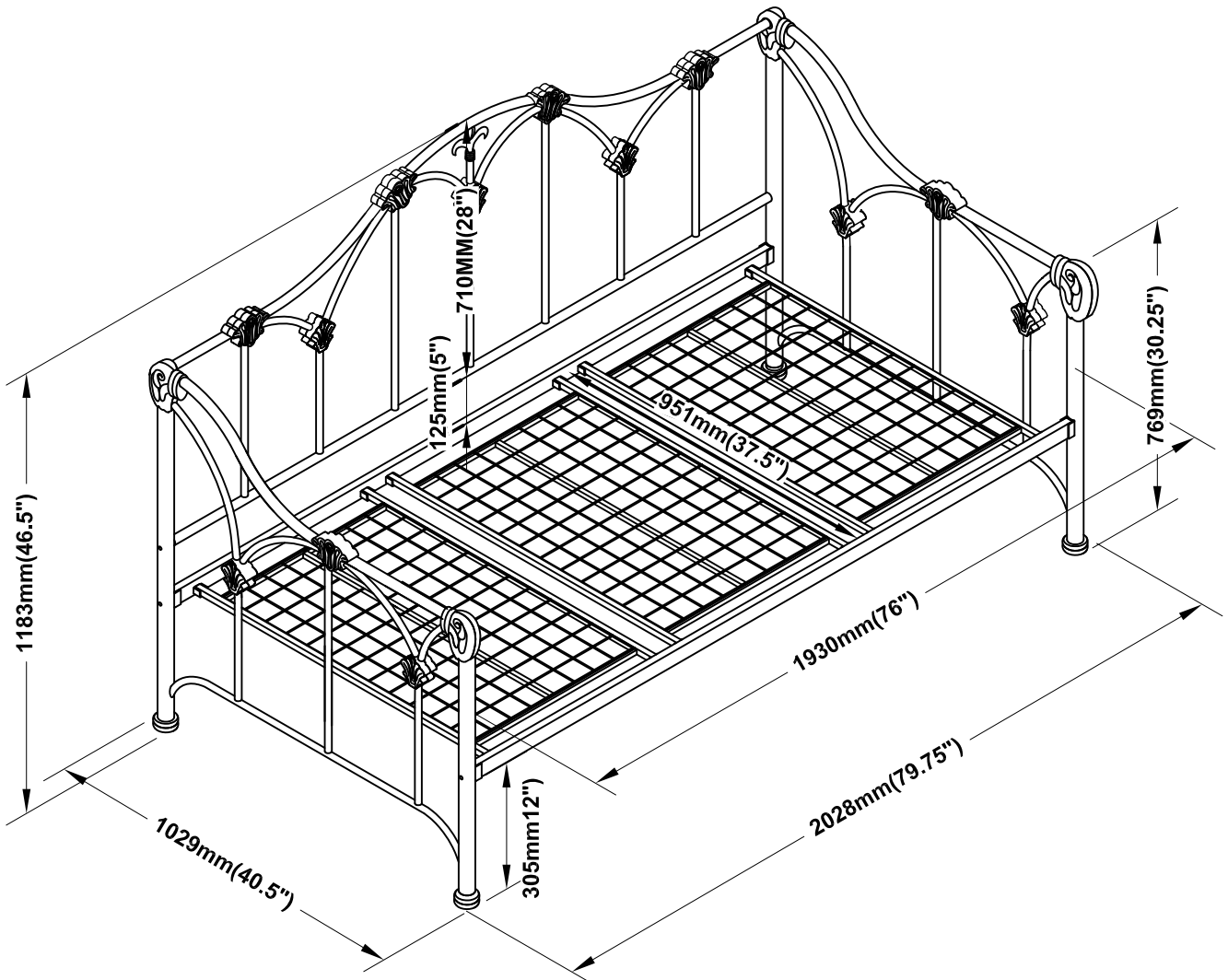


WARNINGS:

- Use only mattress which is 74"-75" long and 37-1/2"-38-1/2" wide.
- Do not allow horseplay or under the bed and prohibit jumping on the bed.
- Periodically check and ensure that all the components are in their proper position, free from damage, and that all connectors are tight.
- Do not use substitute parts, Contact the store for replacement part.
- Maximum total weight is not to exceed 400 lbs.
- **Keep these instructions for future reference.**

ITEM:300216

COASTER
FINE FURNITURE



Note : Dimension tolerance $\pm 5\%$