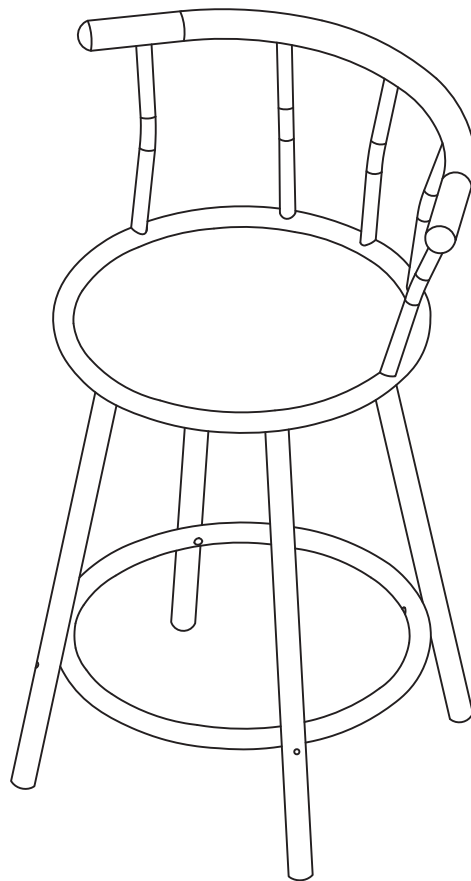


**ASSEMBLY INSTRUCTIONS**  
**COASTER FINE FURNITURE**



*Fine Furniture for every stage of life*

**2398**  
**29"H Satin Black Swivel Bar Stool**

REVISION 0 : 05/07/2019

COASTERFURNITURE.COM

ITEM:2398

# ASSEMBLY INSTRUCTIONS



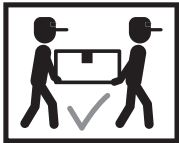
## ASSEMBLY TIPS:

1. Remove hardware from box and sort by size.
2. Please check to see that all hardware and parts are present prior to start of assembly.
3. Please follow attached instructions in the same sequence as numbered to assure fast & easy assembly.



### WARNING!



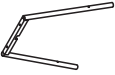
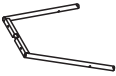


1. Don't attempt to repair or modify parts that are broken or defective. Please contact the store immediately.
2. This product is for home use only and not intended for commercial establishments.



ASSEMBLY TIME

20 MINUTES

## PARTS IDENTIFICATION






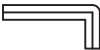

A		Back seat frame	2 PC
B		Cushion seat	2 PC
C		Upper leg frame	2 PC
D		Lower leg frame	2 PC
E		Leg support ring	2 PC
F		Swivel plate	2 PC

### NOTE:

QUANTITIES SHOWN ARE FOR TWO CHAIRS

**ITEM:2398**

**HARDWARE IDENTIFICATION**

	<b>DESCRIPTION</b>	<b>FIGURE</b>	<b>Q'TY</b>
<b>1</b>	<b>Short Bolt M6x20MM</b>		<b>8 PCS</b>
<b>2</b>	<b>Long bolt M6x35MM</b>		<b>16 PCS</b>
<b>3</b>	<b>Wood screw 4x30mm</b>		<b>8 PCS</b>
<b>4</b>	<b>Hex nut M6</b>		<b>16 PCS</b>
<b>5</b>	<b>Bolt sleeve M6x17mm</b>		<b>8 PCS</b>
<b>6</b>	<b>Allen wrench 4mm</b>		<b>4 PCS</b>
<b>7</b>	<b>Spanner</b>		<b>2 PCS</b>

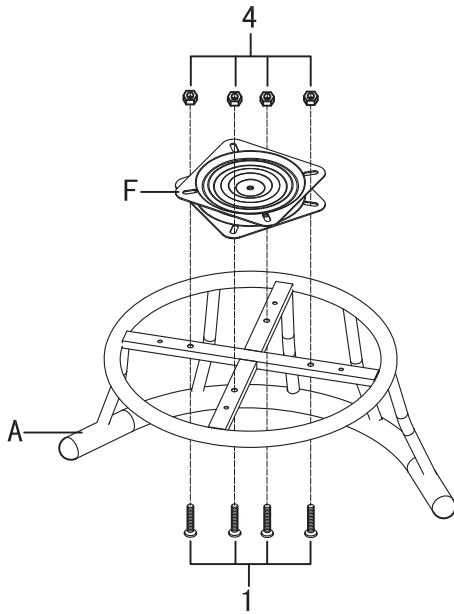
**NOTE:**  
QUANTITIES SHOWN ARE FOR TWO CHAIRS

# ITEM:2398

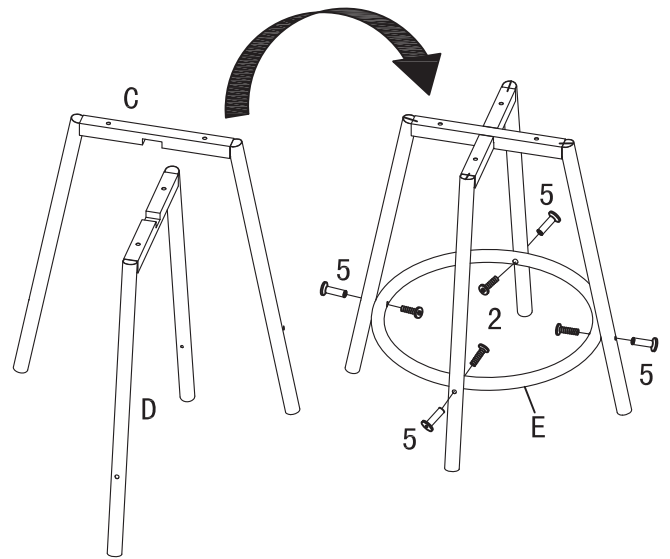
## ASSEMBLY INSTRUCTIONS



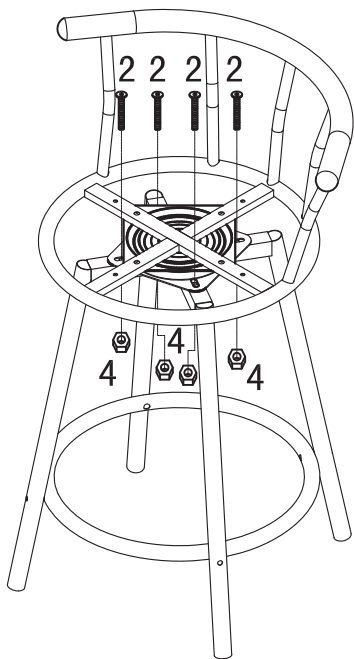
### STEP 1



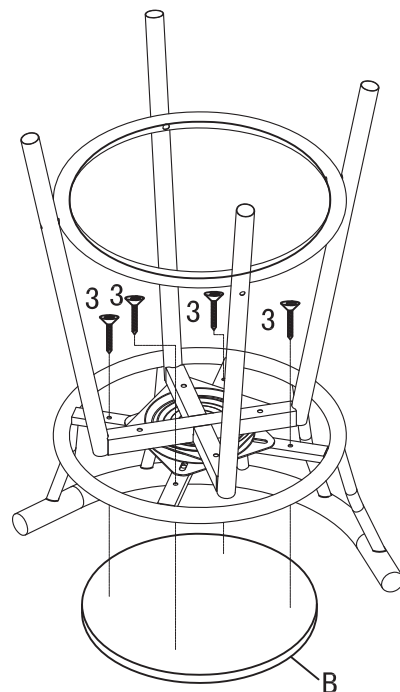
### STEP 2



### STEP 3

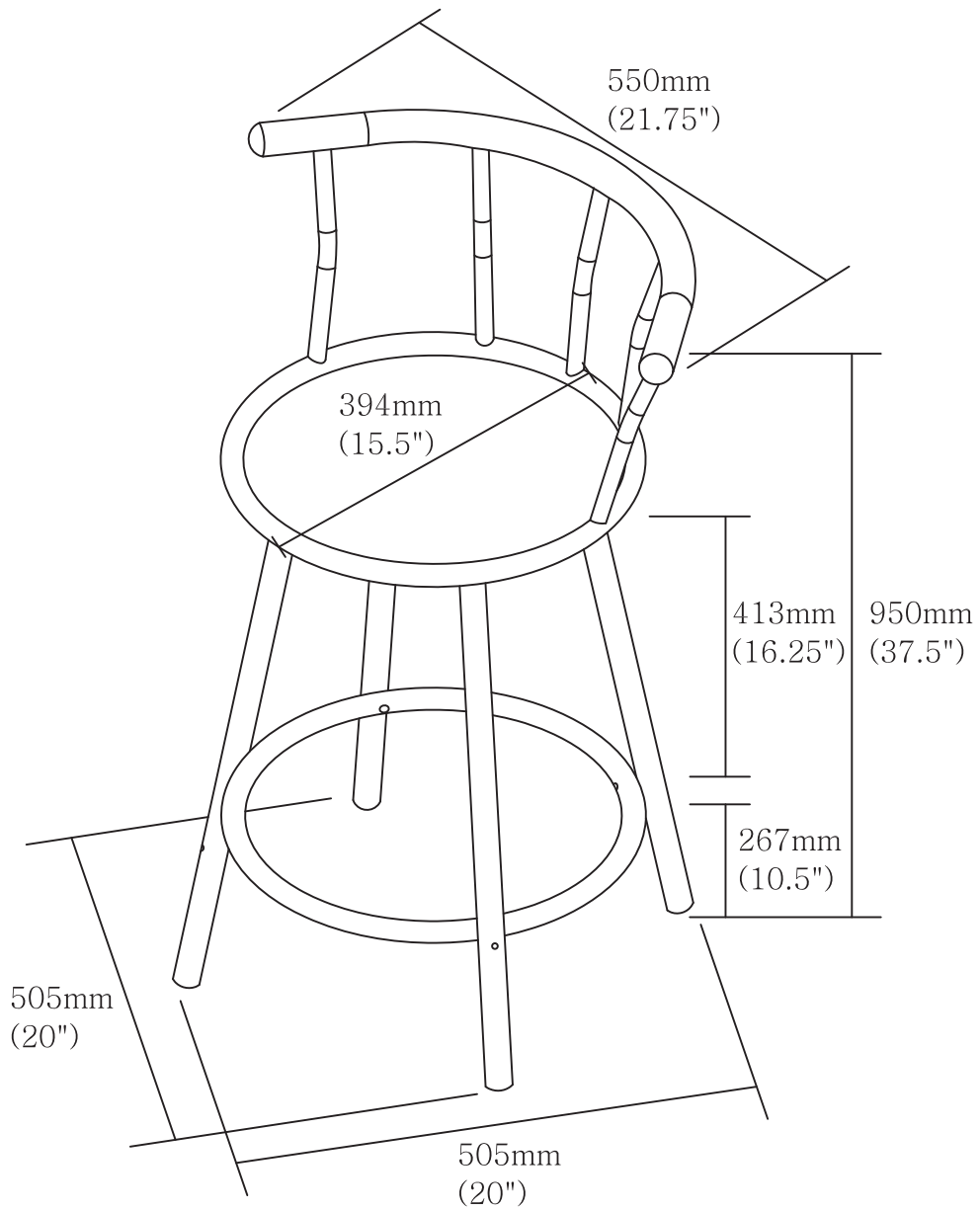


### STEP 4



ITEM: 2398

**COASTER**  
FINE FURNITURE



Note: Dimension tolerance  $\pm 5\%$