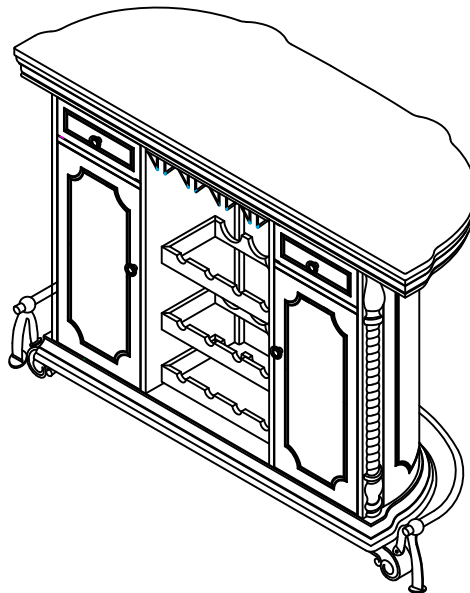


ASSEMBLY INSTRUCTIONS
COASTER FINE FURNITURE



Fine Furniture for every stage of life

100678
Bar unit

ITEM : **100678**



ASSEMBLY INSTRUCTIONS


ASSEMBLY TIPS:

- 1.Remove hardware from box and sort by size.
- 2.Please check to see that all hardware and parts are present prior to start of assembly.
- 3.Please follow attached instructions in the same sequence as numbered to assure fast & easy assembly.

WARNING !



1. Don't attempt to repair or modify parts that are broken or defective. Please contact the store immediately.
2. This product is for home use only and not intended for commercial establishments.

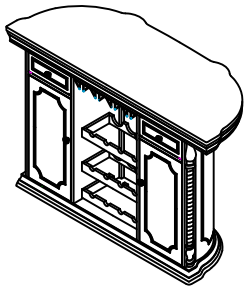


Assembly time

25-30 minutes

PARTS IDENTIFICATION

A CABINET



1PC

B LEG



4PCS

C FOOT REST BAR



1PC

D FOOT REST LEG



4PCS

HARDWARE IDENTIFICATION

1 ALLEN WRENCH  5mm BLACK 1PC

2 BOLT  5/16"x2" BLACK 8PCS

3 LOCK WASHER  5/16" BLACK 8PCS

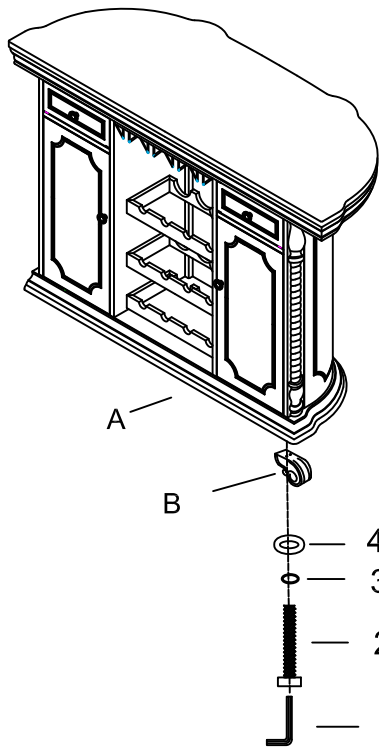
4 FLAT WASHER  5/16"x22mm BLACK 8PCS

5 SCREWS  Ø8x3/4" BLACK 8PCS

6 SMALL ALLEN WRENCH  3mm BLACK 1PC

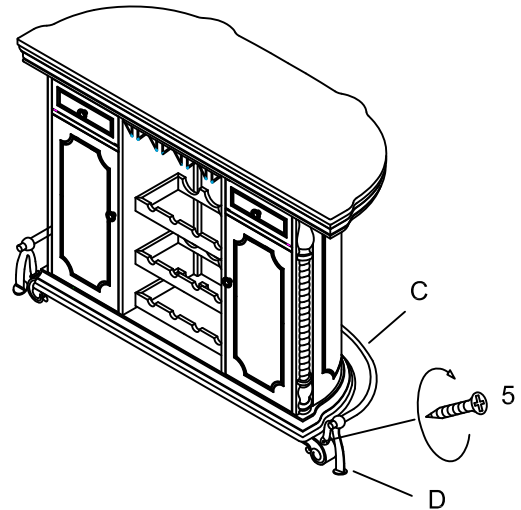
ITEM : **100678**

STEP 1



STEP 2

COASTER
FINE FURNITURE



STEP 3

COMPLETE

