

COASTER[®]
FINE FURNITURE

191961

DINING TABLE BASE

**ASSEMBLY INSTRUCTION
COASTER FINE FURNITURE**



www.coastercompany.com

ASSEMBLY INSTRUCTION


ASSEMBLY TIPS:

- 1.Remove hardware from box and sort by size.
- 2.Please check to see that all hardware and parts are present prior to start of assembly.
- 3.Please follow attached instructions in the same sequence as numbered to assure fast & easy assembly.



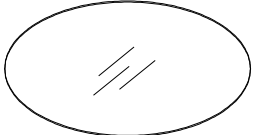
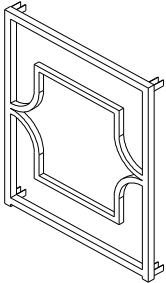
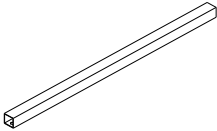
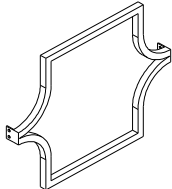
Warning!!

- 1.Don't attempt to repair or modify parts that are broken or defective. Please contact the store immediately.
- 2.This product is for home use only and not intended for commercial establishment.







ASSEMBLY TIME PER UNIT: 40 MINUTES

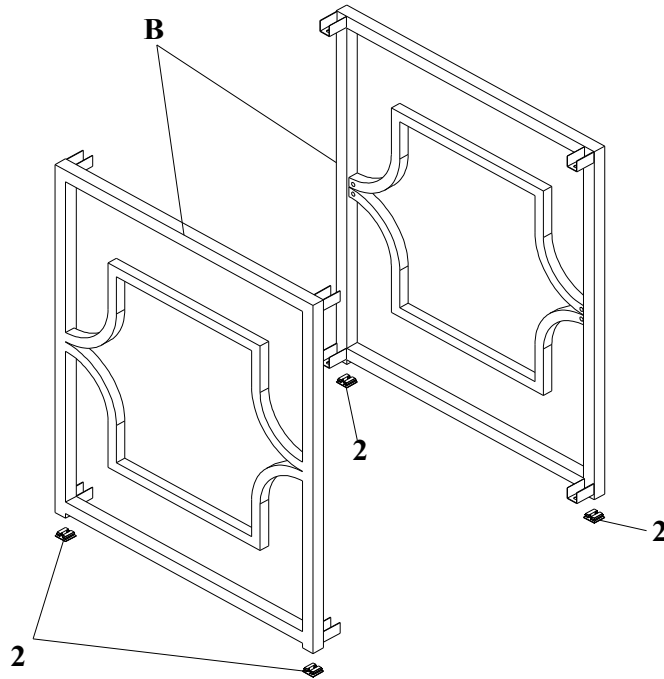
PARTS IDENTIFICATION

<p>A</p> <p>TOP GLASS  1PC</p> <p>*GLASS SOLD SEPARATELY.*</p>	<p>B</p> <p>SIDE FRAME  2PCS</p>
<p>C</p> <p>CROSSBAR  4PCS</p>	<p>D</p> <p>SUPPORT FRAME  2PCS</p>

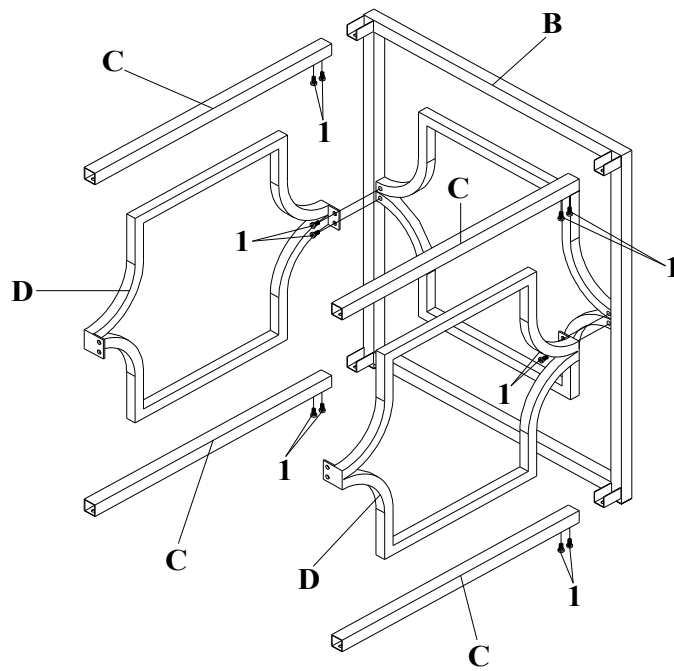
HARDWARE PACKAGE

Z	DESCRIPTION	FIGURE	Q'TY
1	BOLT (1/4"x12mm)		24PCS
2	CAP (25x25mm)		4PCS
3	SUCTION CUP (φ 20x5mm)		4PCS
4	ALLEN WRENCH (4mm)		1PC

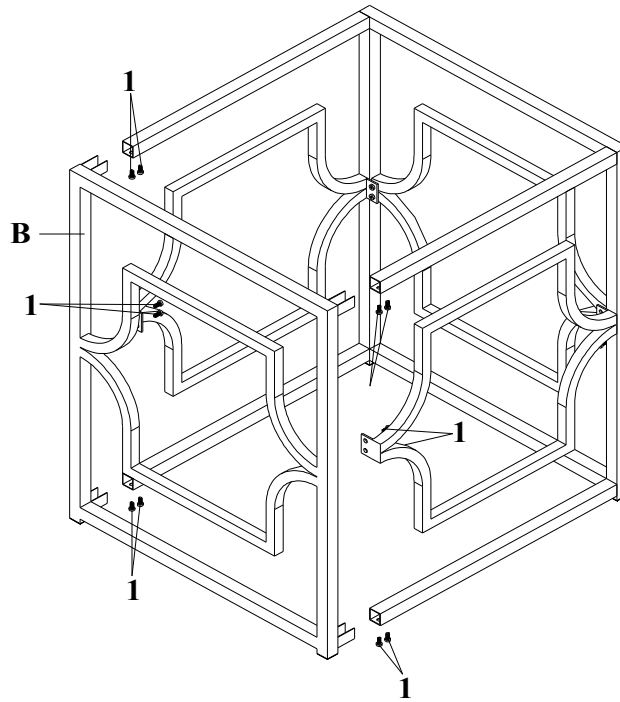
STEP 1



STEP 2



STEP 3



STEP 4 *GLASS (PART#A) SOLD SEPARATELY.*

