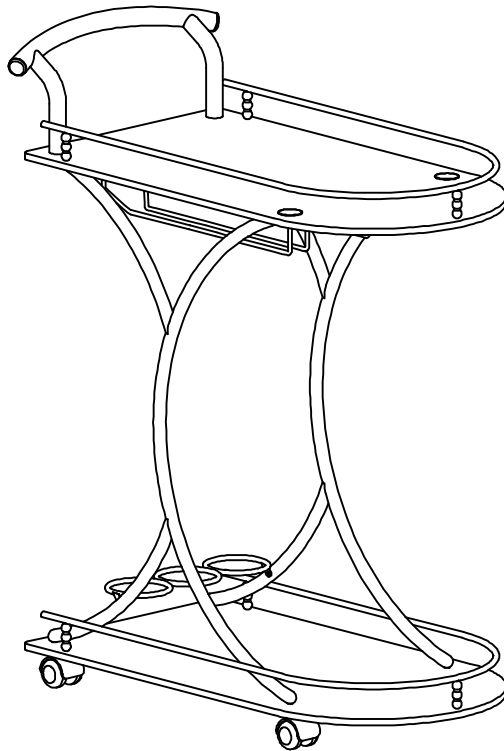


*ASSEMBLY INSTRUCTIONS*  
*COASTER FINE FURNITURE*



*Fine Furniture for every stage of life*

910001  
**SERVING CART**

REVISION 0 : 11/10/2017  
REVISION 1 : 09/05/2019

ITEM:910001



# ASSEMBLY INSTRUCTIONS

## ASSEMBLY TIPS:

1. Remove hardware from box and sort by size.
2. Please check to see that all hardware and parts are present prior to start of assembly.
3. Please follow attached instructions in the same sequence as numbered to assure fast & easy assembly.


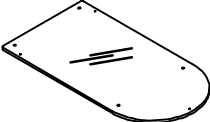



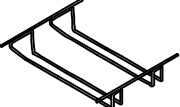


### WARNING!

1. Don't attempt to repair or modify parts that are broken or defective. Please contact the store immediately.
2. This product is for home use only and not intended for commercial establishments.

ASSEMBLY TIME 45 MINUTES

## PARTS IDENTIFICATION

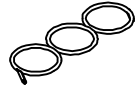
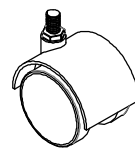
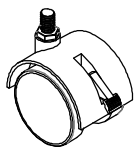
|    |                  |   |      |
|----|------------------|---|------|
| A  | HAND RAIL        |    | 1PC  |
| B  | GLASS            |  | 2PCS |
| CL | LEFT SIDE FRAME  |  | 1PC  |
| CR | RIGHT SIDE FRAME |  | 1PC  |
| D  | U FRAME          |  | 2PCS |
| E  | GLASS HOLDER     |  | 1PC  |

ITEM:910001














# ASSEMBLY INSTRUCTIONS

## PARTS IDENTIFICATION



|   |                  |   |      |
|---|------------------|---|------|
| F | BOTTLE HOLDER    |  | 1PC  |
| G | CASTER           |  | 2CPS |
| H | CASTER WITH LOCK |  | 2CPS |

## HARDWARE IDENTIFICATION

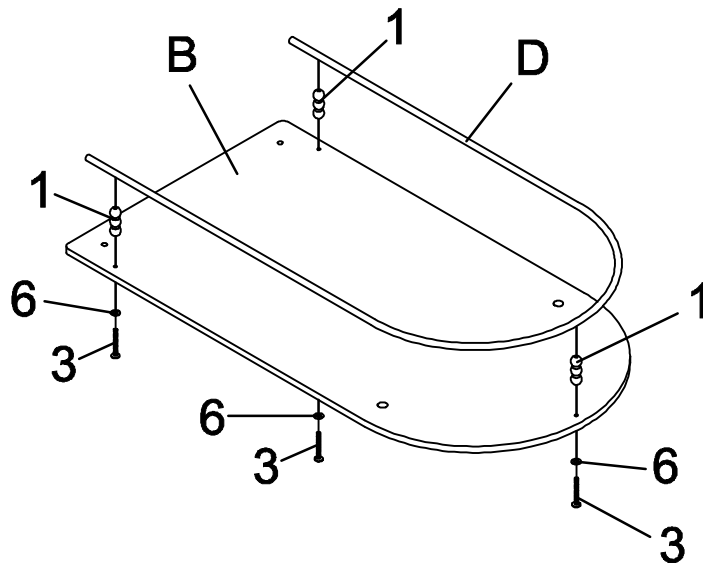
|   |  |   |      |    |   |   |       |
|---|--|---|------|----|---|---|-------|
| 1 | PLASTIC SPACER<br>( $\phi$ 12 x 30mm)  |  | 6PCS | 8  | SMALL PLASTIC WASHER<br>( $\phi$ 23mm)    |  | 12PCS |
| 2 | BOLT CAP<br>( $\phi$ 35mm)             |  | 2PCS | 9  | CAP<br>( $\phi$ 25mm)                     |  | 2PCS  |
| 3 | LONG CROSS HEAD BOLT<br>(3/16" x 38mm) |  | 6PCS | 10 | SHORT CROSS HEAD BOLT<br>(3/16" x 12mm)   |  | 2PCS  |
| 4 | SHORT BOLT<br>(1/4" x 12mm SR)         |  | 2PCS | 11 | LARGE PLASTIC WAHER<br>( $\phi$ 25 x 5mm) |  | 2PCS  |
| 5 | LARGE BOLT<br>(1/4" x 38mm SR)         |  | 2PCS | 12 | ALLEN KEY<br>(4mm)                        |  | 1PC   |
| 6 | SMALL WASHER<br>( $\phi$ 12mm SR)      |  | 6PCS | 13 | HEXAGONAL KEY<br>(8mm)                    |  | 1PC   |
| 7 | LARGE WASHER<br>( $\phi$ 25mm SR)      |  | 4PCS |    |   |   |       |

ITEM:910001

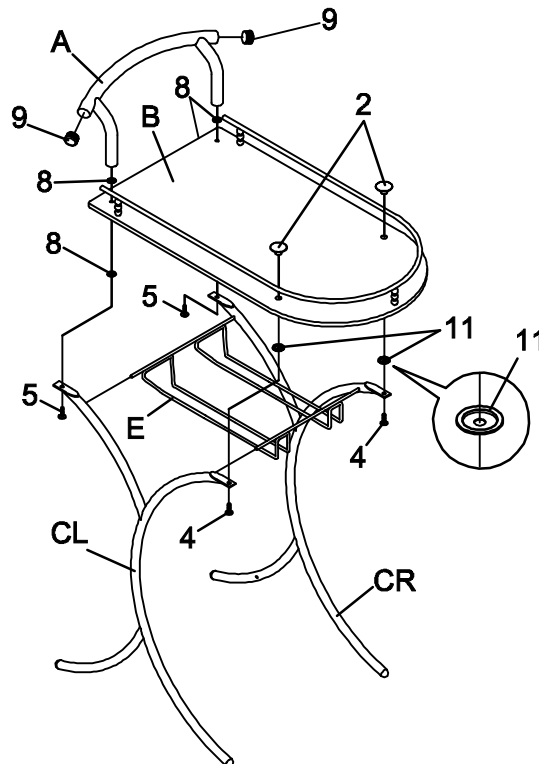


# ASSEMBLY INSTRUCTIONS

**STEP 1** Do not tighten until each step is completed or instructed.



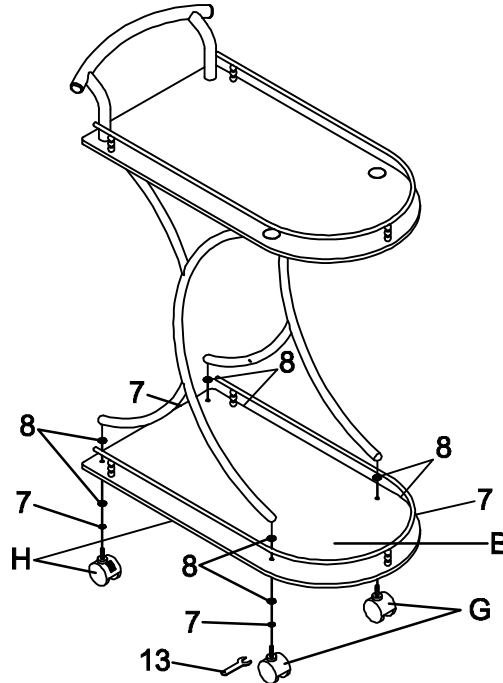
## STEP 2



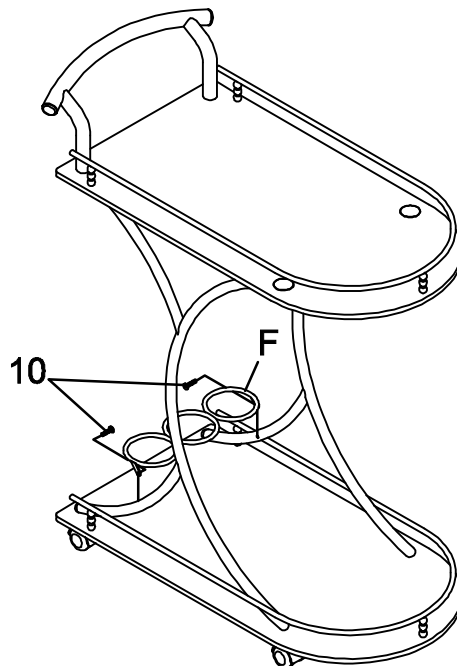
ITEM: 910001

# ASSEMBLY INSTRUCTIONS

## STEP 3



## STEP 4 COMPLETE



COMPLETE

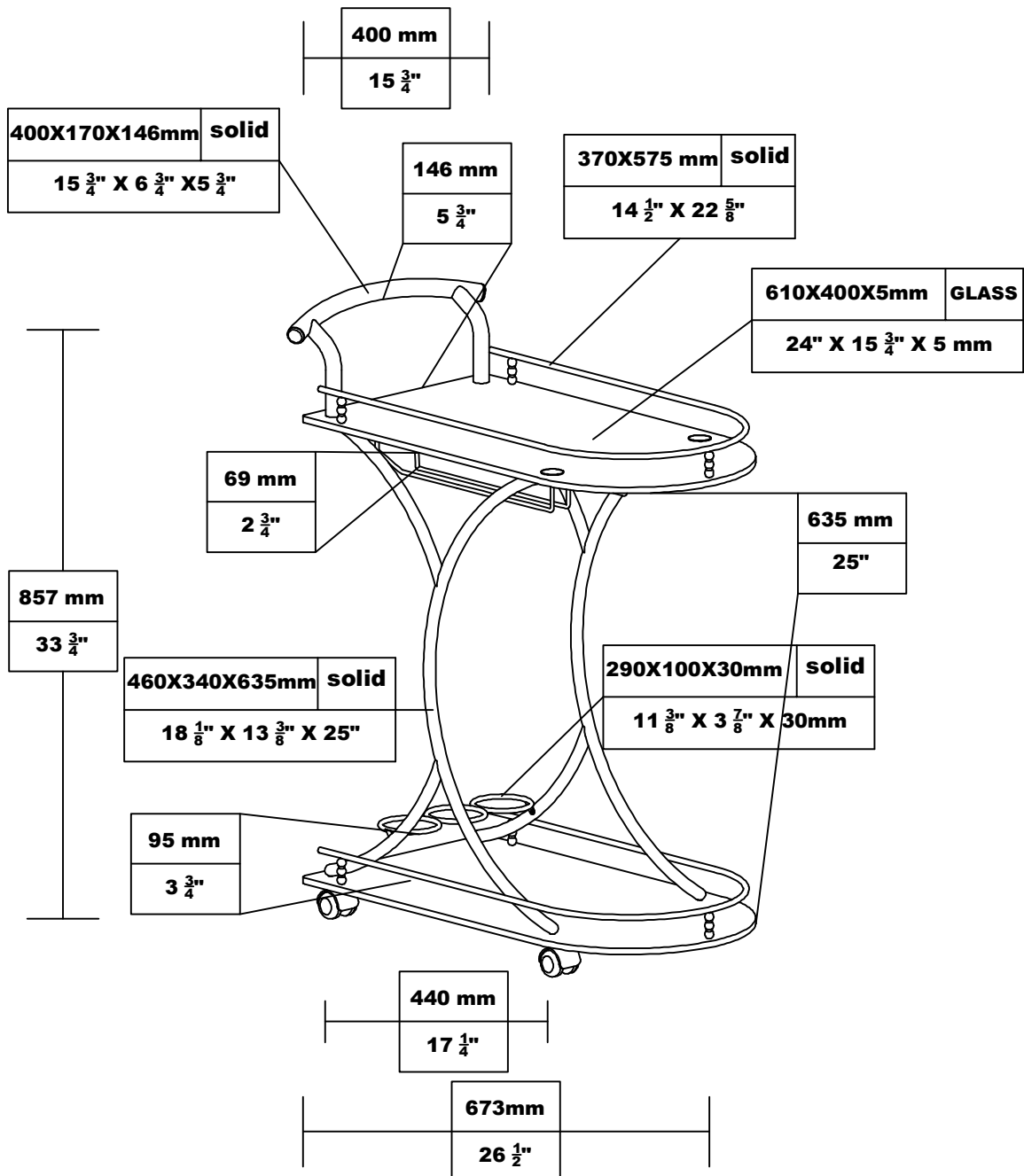


# ITEM:910001

## ASSEMBLY INSTRUCTIONS

**Product Size : 673 X 400 X 857 H (MM)**

**Product Size : 26  $\frac{1}{2}$ " X 15  $\frac{3}{4}$ " X 33  $\frac{3}{4}$ "**



Note : Dimension tolerance  $\pm 5\%$