

COASTER[®]
FINE FURNITURE

205321KE (B1 & B2)

EASTERN KING SIZE BED

ASSEMBLY INSTRUCTIONS

COASTER FINE FURNITURE



www.coastercompany.com


ASSEMBLY TIPS:

1. Remove hardware from box and sort by size
2. Please check to see that all hardware and parts are present prior to start of assembly.
3. Please follow attached instruction in the same sequence as numbered to assure fast & easy assembly.



Warning!

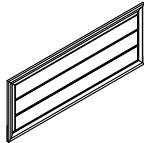
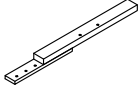
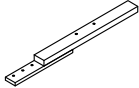
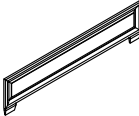
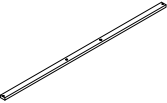

1. Don't attempt to repair or modify parts that are broken or defective. Please contact the store immediately.
2. This product is for home use only and not intended for commercial establishment.




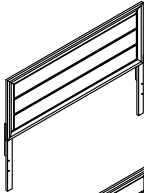
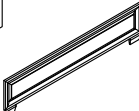
ASSEMBLY TIME 20 MINUTES

PARTS IDENTIFICATION

B1 (BOX 1)





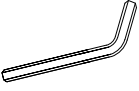

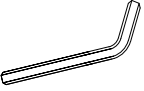

A		HEADBOARD PANEL	1PC
B		LEFT HEADBOARD LEG	1PC
C		RIGHT HEADBOARD LEG	1PC
D		FOOTBOARD	1PC
E		BED SLAT	4PCS
F		BED SLAT SUPPORT WITH LEVELER	8PCS

B2 (BOX 2)

G		BED RAIL	2PCS
HB		205321KE (B1) * FROM BOX 1 HEADBOARD COMPLETE	1PC
D		205321KE (B1) * FROM BOX 1 FOOTBOARD	1PC

HARDWARE IDENTIFICATION

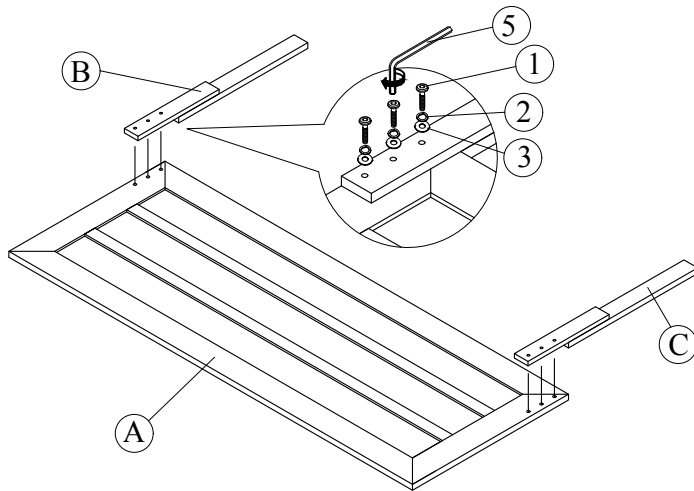
Z-B1 (BOX 1) - Hardware pack is located in 205321KE(B1)

1		LONG BOLT	6PCS
2		LOCK WASHER	6PCS
3		FLAT WASHER	14PCS
4		SHORT BOLT	8PCS
5		LARGE ALLEN WRENCH	1PC
6		MEDIUM BOLT	8PCS
7		SMALL ALLEN WRENCH	1PC
8		PAN HEAD SCREW	8PCS

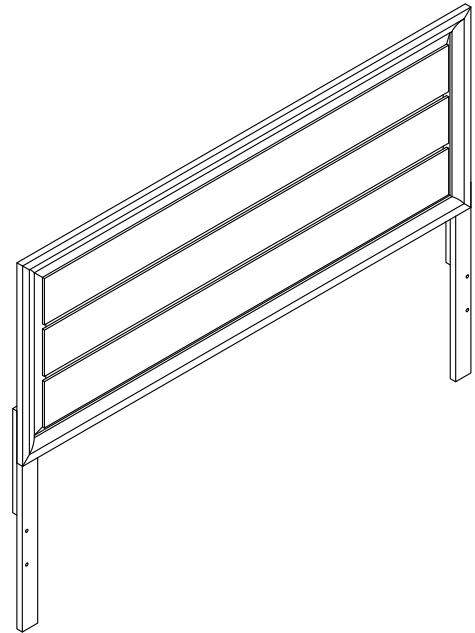
NOTE : PHILLIPS HEAD SCREW DRIVER IS REQUIRED IN THE ASSEMBLY PROCESS; HOWEVER MANUFACTURER DOES NOT PROVIDE THIS ITEM.

205321KE (B1) - BOX 1

STEP 1

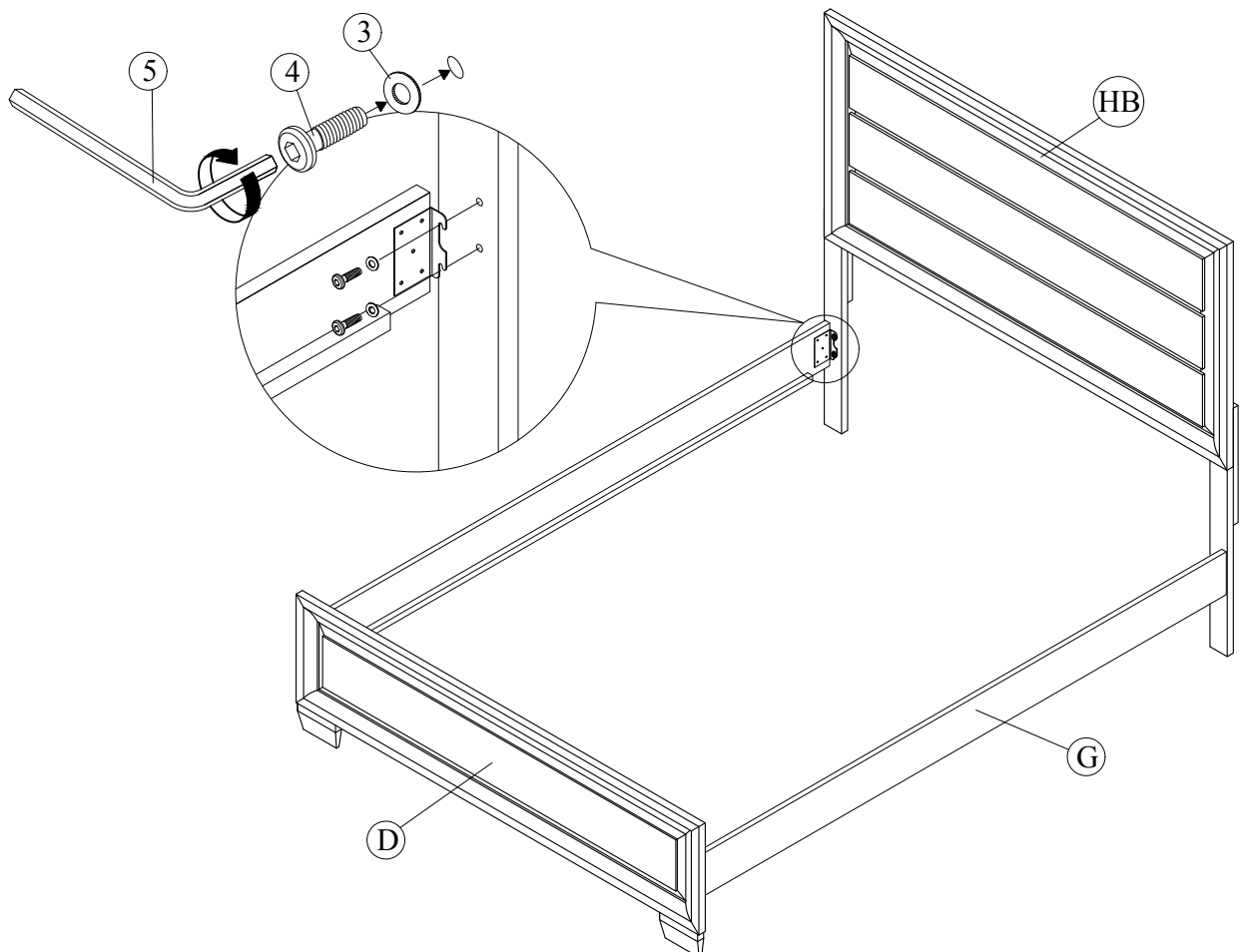


STEP 2

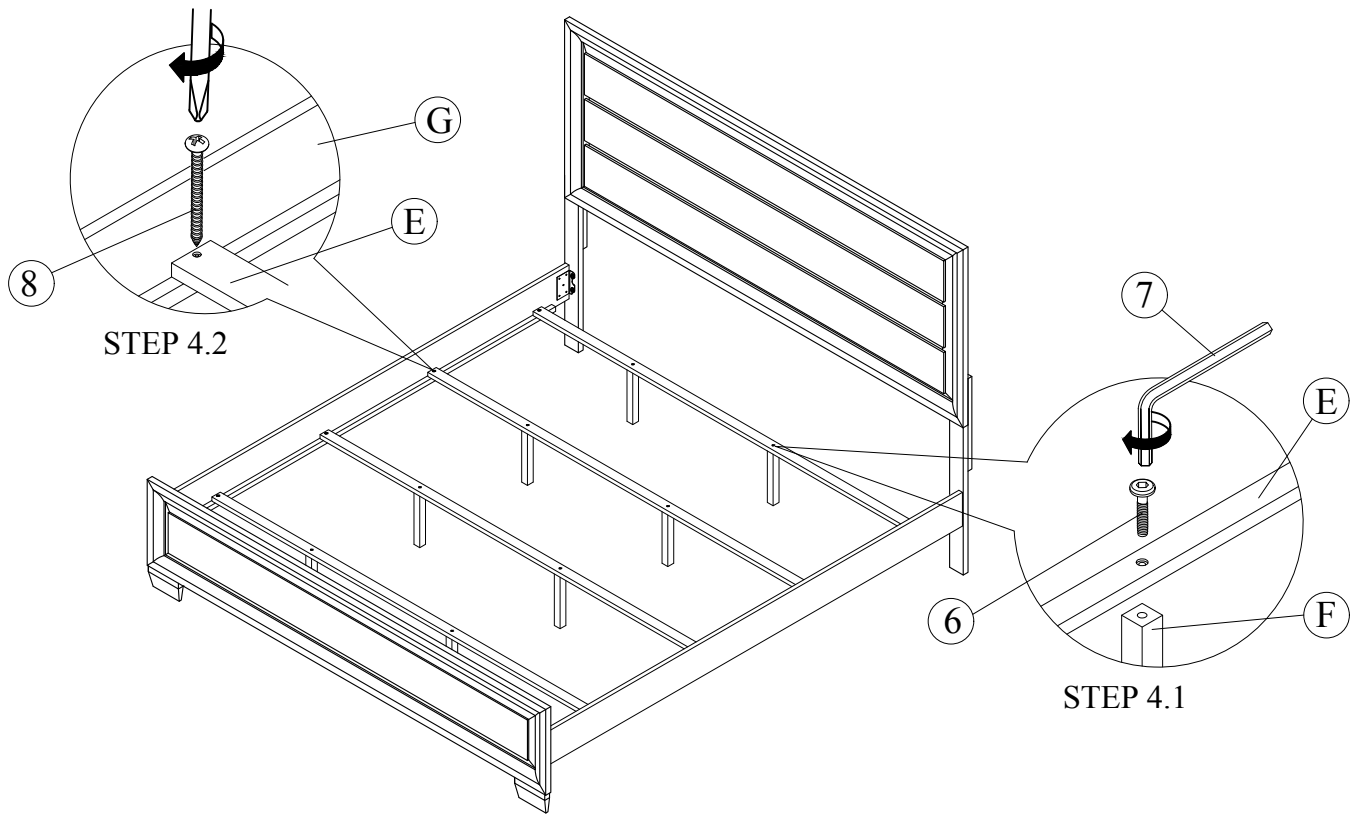


205321KE (B1 & B2) - BOX 1 & BOX 2

STEP 3



STEP 4



STEP 5
COMPLETE

