

**COASTER**<sup>®</sup>  
FINE FURNITURE

**205321Q (B1 & B2)**

**QUEEN SIZE BED**

---

**ASSEMBLY INSTRUCTIONS**  
**COASTER FINE FURNITURE**



**[www.coastercompany.com](http://www.coastercompany.com)**

**ASSEMBLY TIPS:**

1. Remove hardware from box and sort by size
2. Please check to see that all hardware and parts are present prior to start of assembly.
3. Please follow attached instruction in the same sequence as numbered to assure fast & easy assembly.



**Warning!**

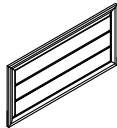
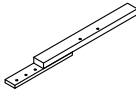
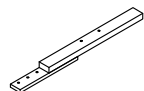
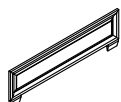
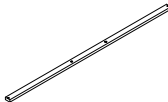

1. Don't attempt to repair or modify parts that are broken or defective. Please contact the store immediately.
2. This product is for home use only and not intended for commercial establishment.





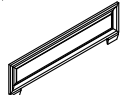
**ASSEMBLY TIME 20 MINUTES**

**PARTS IDENTIFICATION**

B1 (BOX 1)








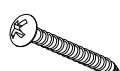
|   |   |                               |      |
|---|---|-------------------------------|------|
| A |    | HEADBOARD PANEL               | 1PC  |
| B |   | LEFT HEADBOARD LEG            | 1PC  |
| C |  | RIGHT HEADBOARD LEG           | 1PC  |
| D |  | FOOTBOARD                     | 1PC  |
| E |  | BED SLAT                      | 4PCS |
| F |  | BED SLAT SUPPORT WITH LEVELER | 4PCS |

B2 (BOX 2)

|    |   |  |      |
|----|---|--|------|
| G  |  | BED RAIL   | 2PCS |
| HB |  | 205321Q (B1)<br>* FROM BOX 1<br>HEADBOARD COMPLETE | 1PC  |
| D  |  | 205321Q (B1)<br>* FROM BOX 1<br>FOOTBOARD          | 1PC  |

**HARDWARE IDENTIFICATION**

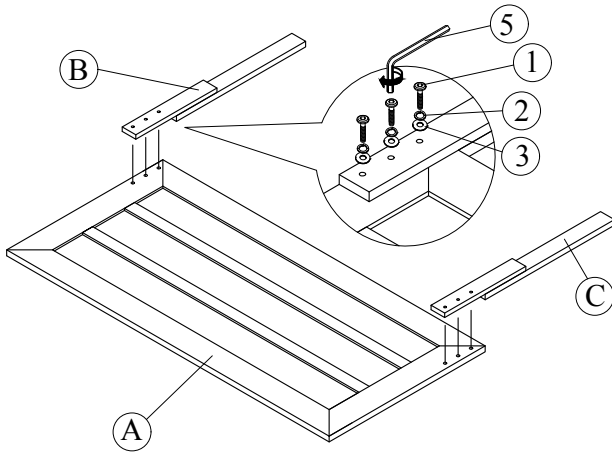
Z-B1 (BOX 1) - Hardware pack is located in 205321Q(B1)

|   |  |                    |       |
|---|--|--------------------|-------|
| 1 |    | LONG BOLT          | 6PCS  |
| 2 |    | LOCK WASHER        | 6PCS  |
| 3 |  | FLAT WASHER        | 14PCS |
| 4 |  | SHORT BOLT         | 8PCS  |
| 5 |  | LARGE ALLEN WRENCH | 1PC   |
| 6 |  | MEDIUM BOLT        | 4PCS  |
| 7 |  | SMALL ALLEN WRENCH | 1PC   |
| 8 |  | PAN HEAD SCREW     | 8PCS  |

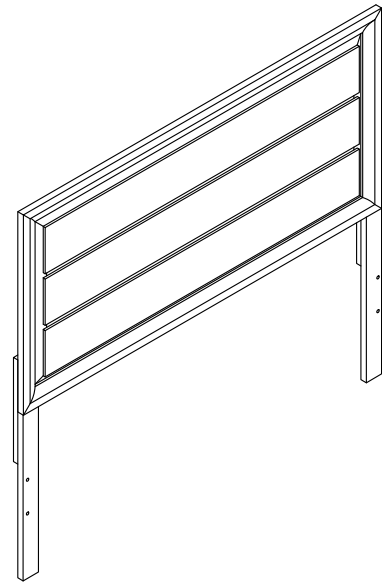
**NOTE : PHILLIPS HEAD SCREW DRIVER IS REQUIRED IN THE ASSEMBLY PROCESS; HOWEVER MANUFACTURER DOES NOT PROVIDE THIS ITEM.**

205321Q (B1) - BOX 1

STEP 1

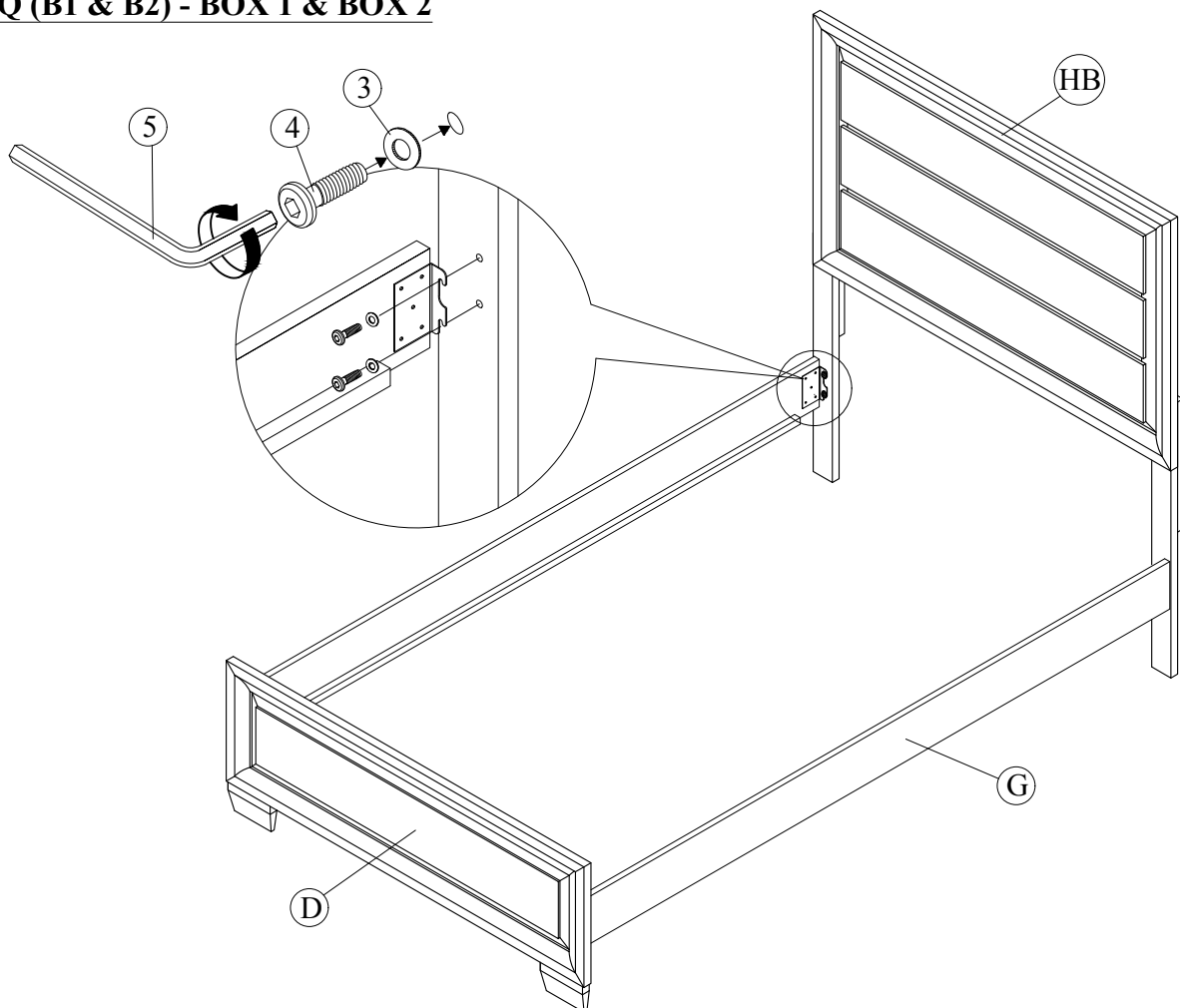


STEP 2

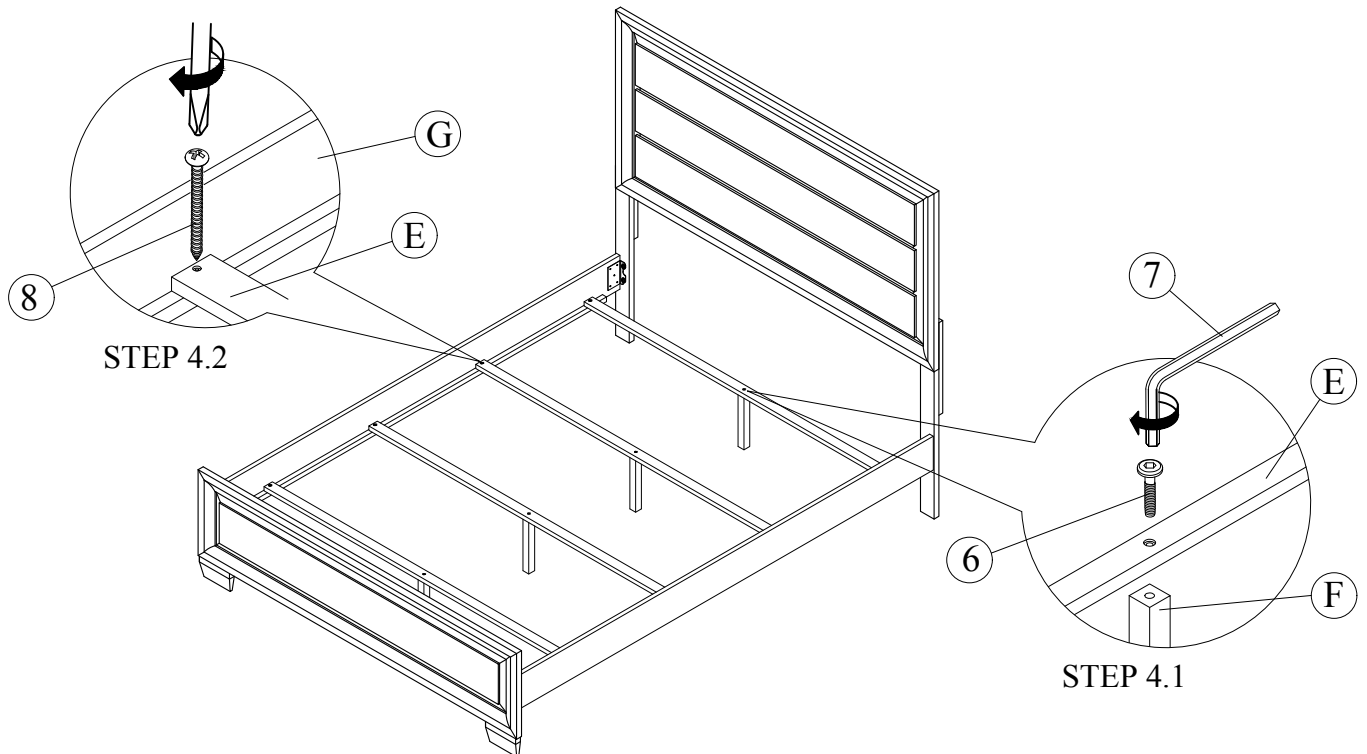


205321Q (B1 & B2) - BOX 1 & BOX 2

STEP 3



STEP 4



STEP 5  
COMPLETE

