

# COASTER®

*Fine Furniture*

# 506021

SOFA

## ASSEMBLY INSTRUCTION COASTER FINE FURNITURE



[www.coastercompany.com](http://www.coastercompany.com)

2016/06/11

# ASSEMBLY INSTRUCTION


**ASSEMBLY TIPS:**

1. Remove hardware from box and sort by size.
2. Please check to see that all hardware and parts are present prior to start of assembly.
3. Please follow attached instruction in the same sequence as numbered to assure fast & easy assembly.




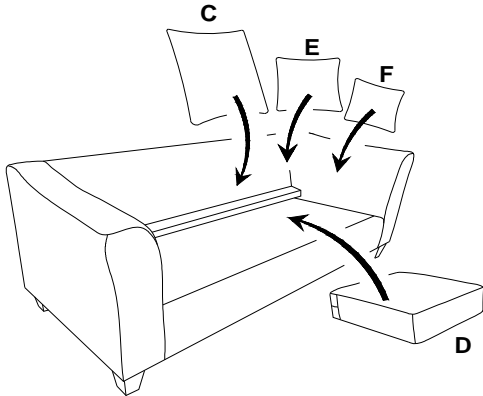
**Warning !**







1. Don't attempt to repair or modify parts that are broken or defective. Please contact the store immediately.
2. This product is for home use only and not intended for commercial establishment.




ASSEMBLY TIME PER UNT:	2 MINUTES
------------------------	-----------

## PARTS IDENTIFICATION




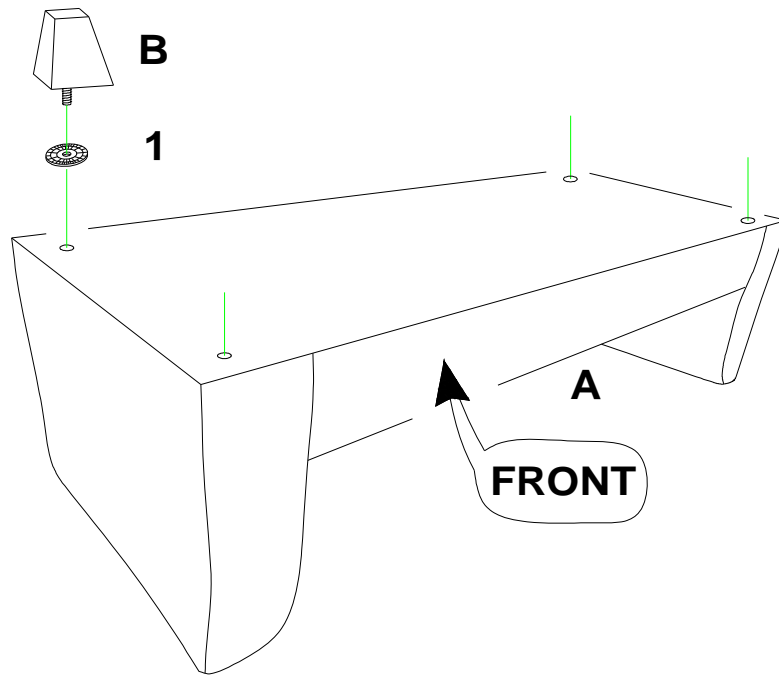
- |   |              |   |      |
|---|--------------|---|------|
| A | SOFA         |  | 1PC  |
| B | LEG          |  | 4PCS |
| C | BACK CUSHION |  | 3PCS |
| D | SEAT CUSHION |  | 3PCS |
| E | BIG PILLOW   |  | 2PCS |
| F | SMALL PILLOW |  | 2PCS |

Z HARDWARE PACKAGE			
NO	DESCRIPTION	FIGURE	QTY
1	PLASTIC GASKET		4PCS

**STEP 1 → 2**

STEP 1

1		X 4
---	---	-----



STEP 2

