




ASSEMBLY INSTRUCTIONS

B4900-9 TV STAND

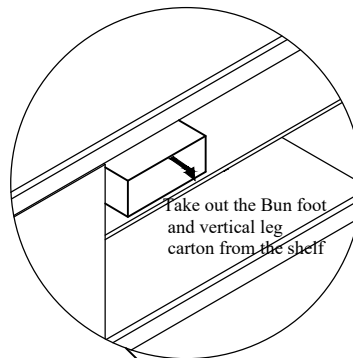
CRWN

(BOX 1) - BOX OF TV STAND			
PARTS LIST			
NO.	DESCRIPTION	SKETCH	QTY
1	TV STAND		1
2	BUN FOOT		4
3	VERTICAL LEG		2

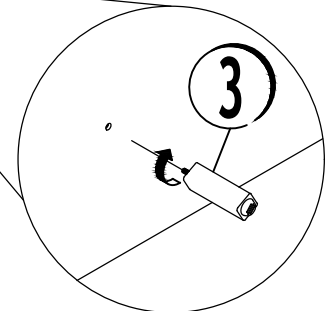
IMPORTANT NOTE :

- * Place all wooden parts on a clean and smooth surface such as a rug or carpet to avoid the parts from being scratched.
- * Check to be sure that you have all parts and hardware.
- * Remove all wrapping materials, including staples & packing straps before you start to assemble.
- * Do not tighten all screws/bolts until all completely assembled.
- * Keep all hardware parts out of reach of children.

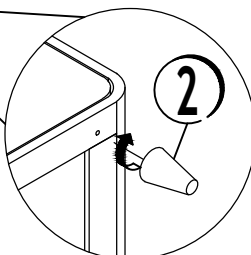
STEP 1



STEP 2



STEP 3



COMPLETE