
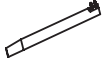






# ASSEMBLY INSTRUCTION INSTRUCCIONES

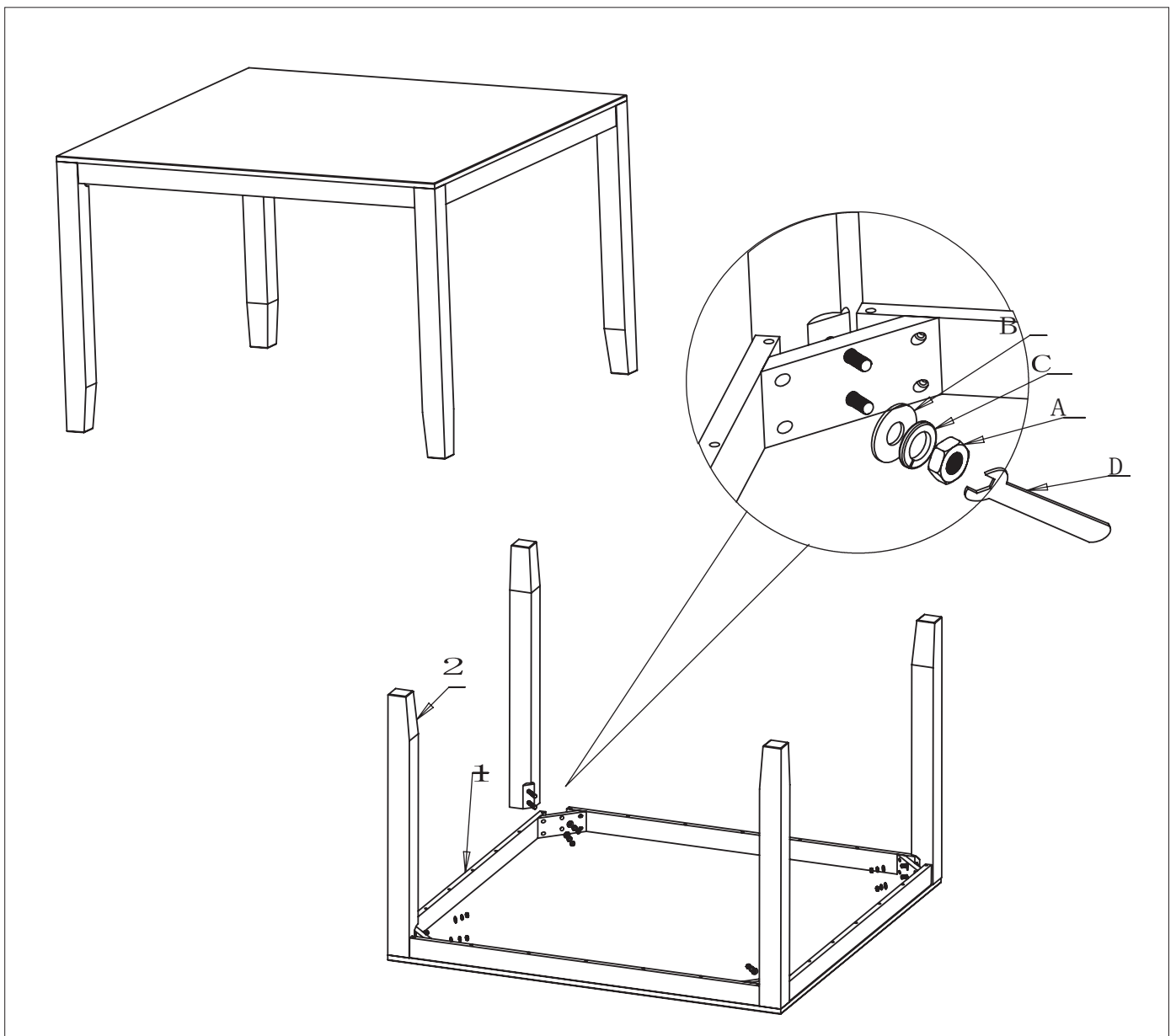
PARTS LIST  
LISTA DE PARTES

1		1 PC/PIEZA
2		4 PCS/PIEZAS

2754SET-GY(TABLE)  
2754SET-GY(MESA)

A	 Nut 5/16"*13mm	8 PCS/PIEZAS
B	 Spring washer 5/16"*19mm	8 PCS/PIEZAS
C	 Lock washer 5/16"*11mm	8 PCS/PIEZAS
D	 Wrech 13*90mm	1 PC/PIEZA

ASSEMBLY INSTRUCTION  
INSTRUCCIONES








DO NOT TIGHTEN ALL BOLTS UNTIL COMPLETELY ASSEMBLED.  
NO APRETER LOS TORNILLOS HASTA ARMAR COMPLETAMENTE.








# ASSEMBLY INSTRUCTION INSTRUCCIONES

## PARTS LIST

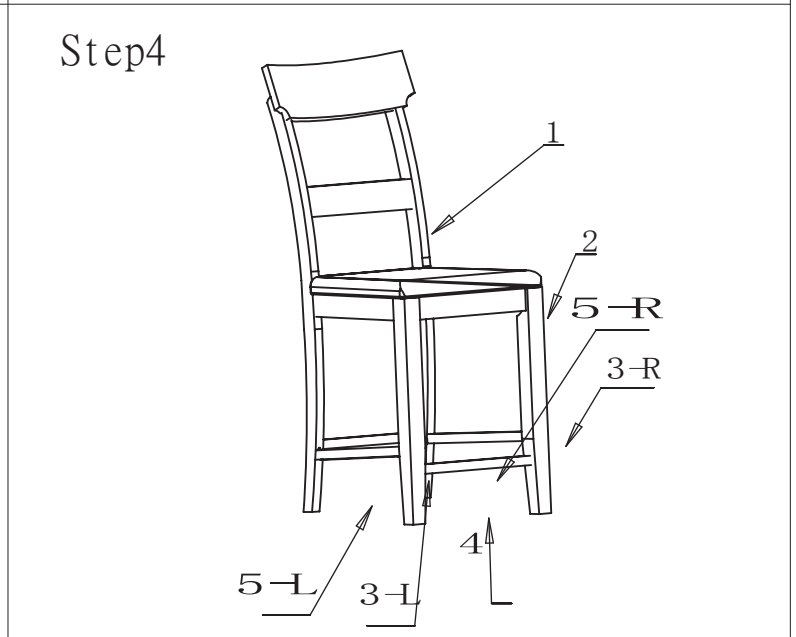

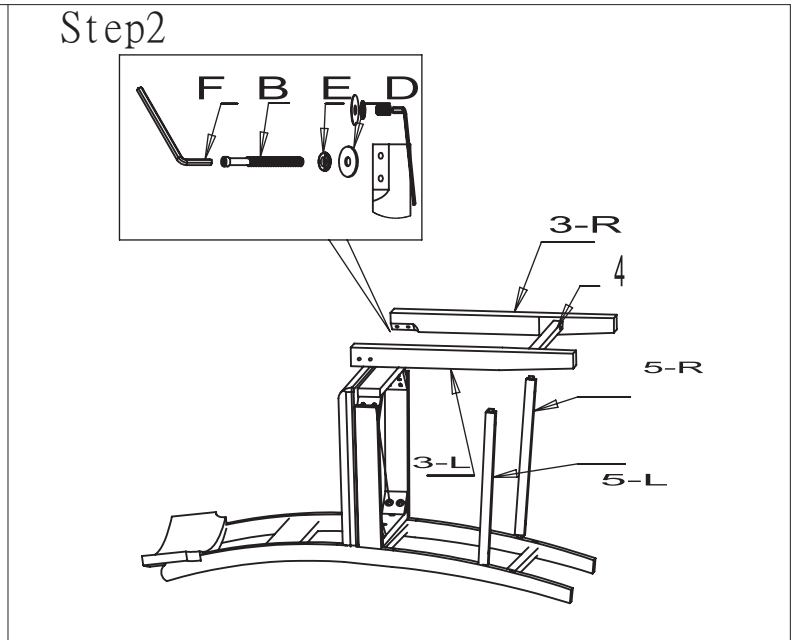
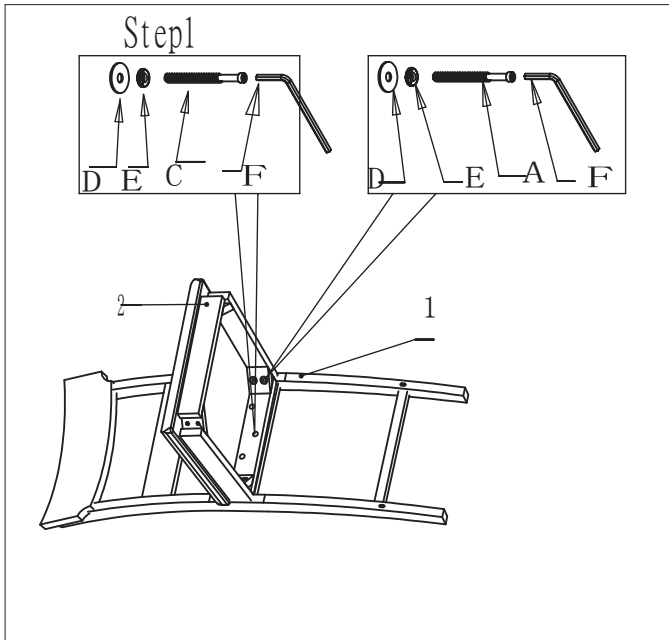
## LISTA DE PARTS

1		1 PC/PIEZA
2		1 PC/PIEZA
3		2 PCS/PIEZAS R=1 L=1
4		1 PC/PIEZA
5		2 PCS/PIEZAS R=1 L=1

# 2754SET-GY(CHAIR) 2754SET-GY(SILLA)

A	 Bolt 1/4"*20*3-1/4"	4 PCS/PIEZAS
B	 Bolt 1/4"*20*2-1/2"	4 PCS/PIEZAS
C	 Bolt 1/4"*20*1-1/2"	3 PCS/PIEZAS
D	 Spring washer 1/4"*19mm	11 PCS/PIEZAS
E	 Lock washer 1/4"*11mm	11 PCS/PIEZAS
F	 Allen Key 4*60mm	1 PC/PIEZA
G	 Screw 35mm	6 PCS/PIEZAS

## ASSEMBLY INSTRUCTION INSTRUCCIONES



DO NOT TIGHTEN ALL BOLTS UNTIL COMPLETELY ASSEMBLED.  
NO APRETER LOS TORNILLOS HASTA ARMAR COMPLETAMENTE.