




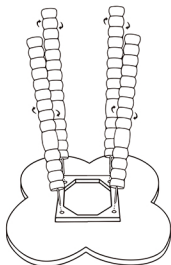


# Assembly Instruction

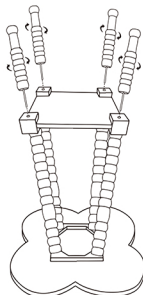


PARTS LIST				HARDWARE LIST			
NO.	DESCRIPTION		QTY	NO.	DESCRIPTION		QTY
A	table top		1	D	short bolt		4
B	long leg		4				
C	shelf		1				
C	short leg		4				

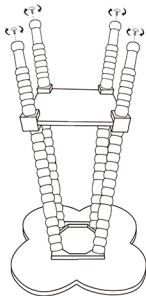
Step 1



Step 2



Step 3



Completion

