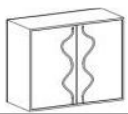






ASSEMBLY INSTRUCTIONS

CVFNR5078

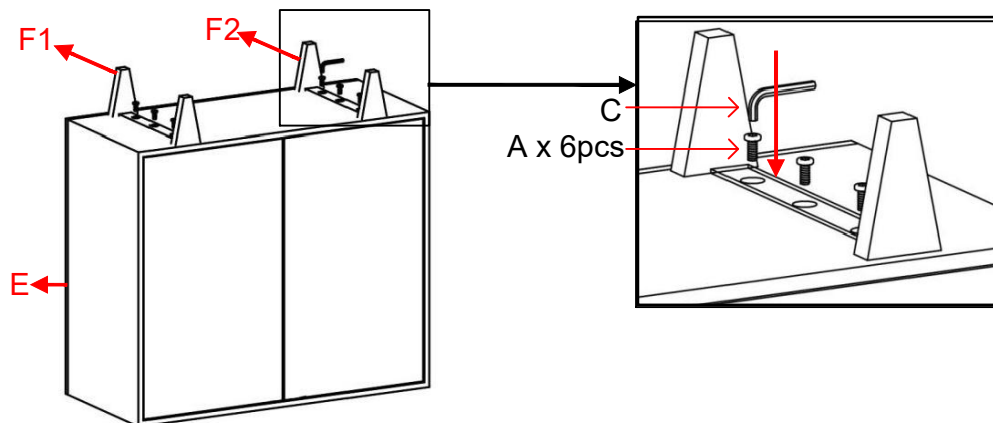
PARTS

S.NO	DESCRIPTION	QNT
E	 TOP	1
F	 LEG	2
G	 HANDLE	2

HARDWARE

S.NO	DESCRIPTION	QNT
A	 ALLEN SCREW FOR LEGS	6
B	 ALLEN SCREW FOR HANDLE	6
C	 ALLEN KEY 4MM	1
D	 ALLEN KEY 3MM	1

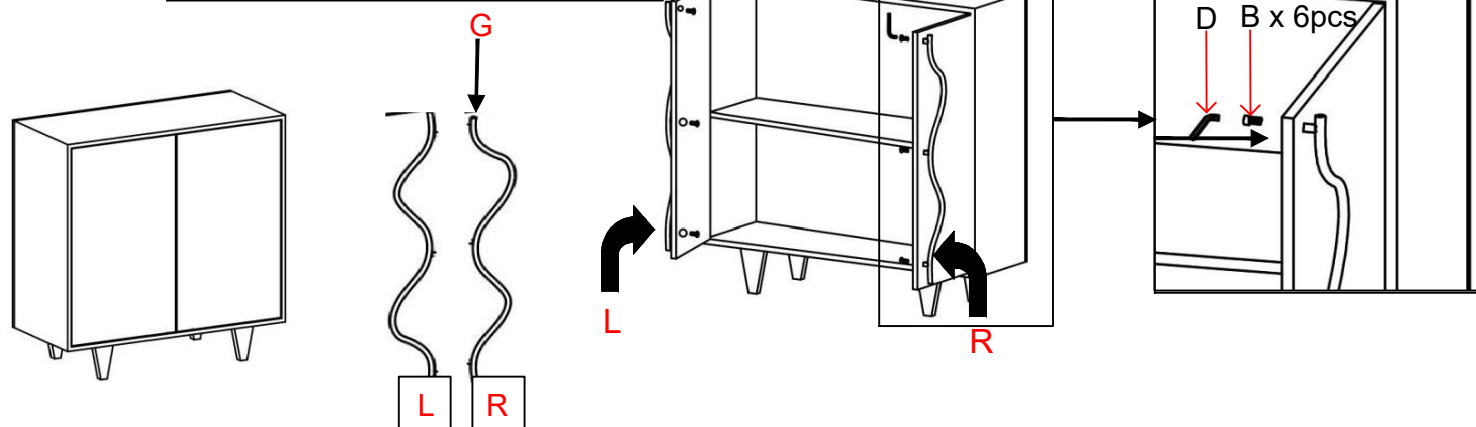
STEP1



PLEASE PLACE A SOFT MATERIAL UNDER THE SIDEBOARD TOP TO PREVENT FROM SCRATCHES

STEP2

PLEASE FOLLOW THE HANDLE DESIGN AS PER IMAGE SHOWN.



COMPLETED

