


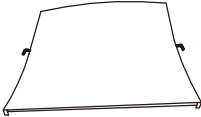
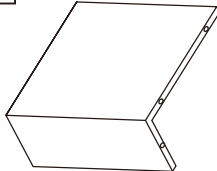
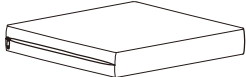

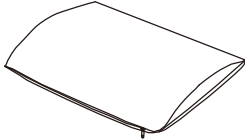
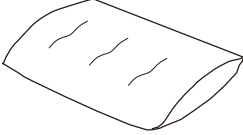




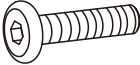
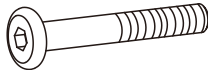


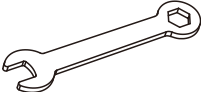

Outdoor Wicker Arm Chair  
CO7118



# PART LIST

<b>A</b> 	<b>B</b> 	<b>C</b> 	<b>D</b> 	<b>E</b> 
Left Arm Panel 1 PC	Right Arm Panel 1 PC	Back Panel 1 PC	Seat Panel 1 PC	Seat Cushion Cover * 1 PC
<b>F</b> 	<b>M</b> 	<b>N</b> 	*Please note cushion covers will ship separately.	
Seat Cushion ore 1 PC	Back Cushion Cover * 1 PC	Back Cushion ore 1 PC		

# HARDWARE LIST

<b>G</b> 	<b>H</b> 	<b>I</b> 	<b>J</b> 	<b>K</b> 
M6*40mm  Short Bolt 6 PCS (Extra 2)	M6*50mm  Long Bolt 4 PCS (Extra 1)	M6mm  Hex Nut 4 PCS (Extra 1)	M6mm  Flat Washer 14 PCS (Extra 3)	M6mm  Wrench 1 PC
<b>L</b> 				
M6mm  Allen Wrench 1 PC				







Step 7. Place seat cushion and back cushion as shown below.

