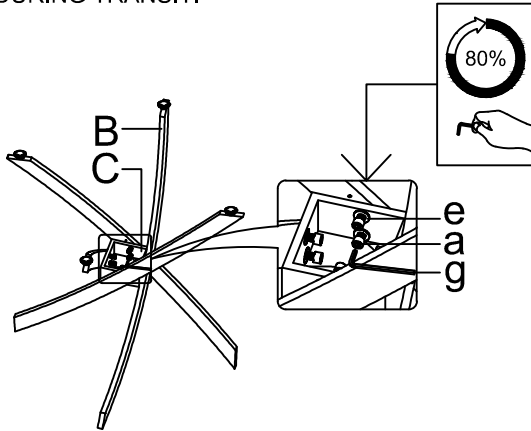


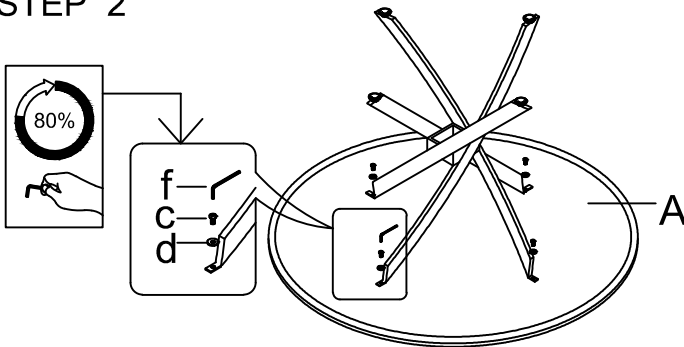


THANK YOU FOR PURCHASING THIS QUALITY PRODUCT.
BE SURE TO CHECK ALL PACKING MATERIAL CAREFULLY FOR SMALL PARTS THAT MAY HAVE COME LOOSE INSIDE THE CARTON DURING TRANSIT.


STEP 1



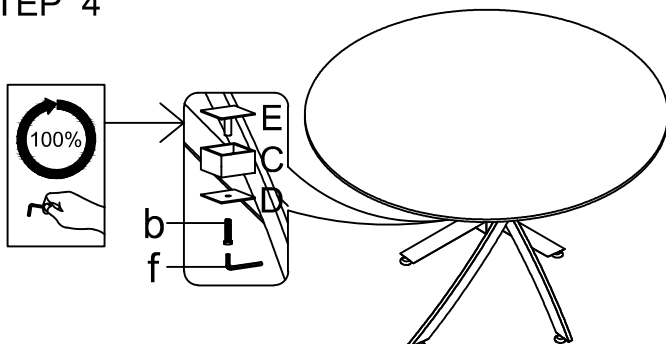
STEP 2



STEP 3



STEP 4



PART LIST:

No.	DESC	SIZE (MM)	SKETCH	QTY
A	MDF TOP	Ø1100*20		1PC
B	TABLE LEGS	50*20*1050		4PCS
C	CONNECTOR BOX	70*70*40		1PC
D	BOTTOM COVER	70*70*2		1PC
E	TOP COVER	70*70*2		1PC

HARDWARE LIST:

No.	DESC	SIZE (MM)	SKETCH	QTY
a		M8*15	BOLT	8PCS
b		M8*40	BOLT	1PC
c		M8*20	BOLT	4PCS
d		Ø22*1.5	FLAT WASHER	4PCS
e		Ø16*1.5	FLAT WASHER	8PCS
f		4mm	ALLCEN KEY	1PC
g		5mm	ALLCEN KEY	1PC

FINISHED

