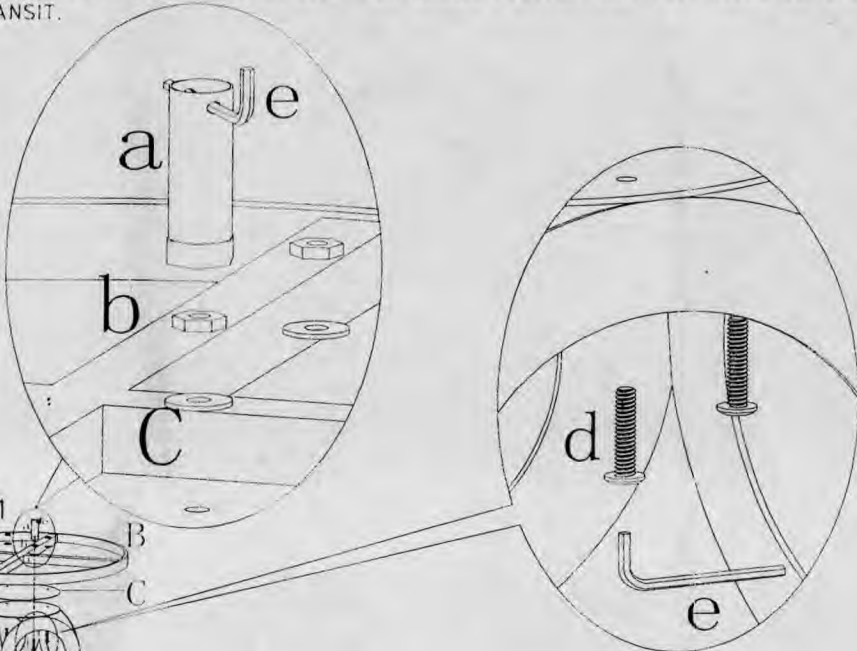




THANK YOU FOR PURCHASING THIS QUALITY PRODUCT.
PLEASE BE SURE TO CHECK ALL PACKING MATERIAL CAREFULLY FOR SMALL PARTS THAT MAY HAVE COME LOOSE INSIDE THE CARTON DURING TRANSIT.

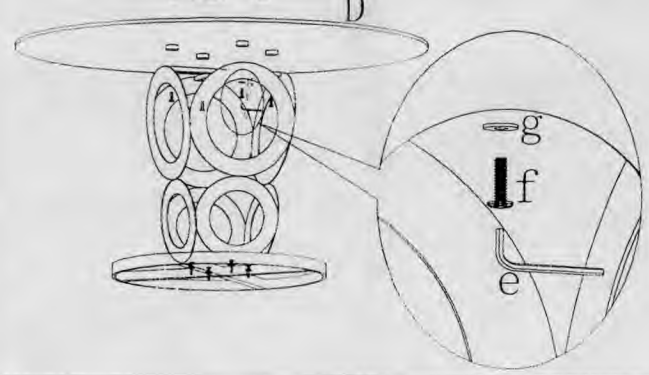


STEP 1


PART LIST

No.	DESC	SIZE (mm)	SKETCH	QTY
A	FRAME	416x416x683		1pcs
B	BASE	∅600x40		1pcs
C	PVC WASHER	∅250x0.8		1pcs
D	GLASS TOP	∅1300x40		1pcs

STEP 2



FINISH



HARDWARE LIST

No.	DESC	SIZE (mm)	SKETCH	QTY
a	SCREW SLEEVE	14#		1pcs
b	NUT	M8		4pcs
c	FLAT WASHER	∅25x∅8.1x1.6		4pcs
d	SCREW	M8x35		4pcs
e	SPANNER	M5		2pcs
f	SCREW	M8x25		4pcs
g	FLAT WASHER	∅22x∅8.1x1.6		4pcs