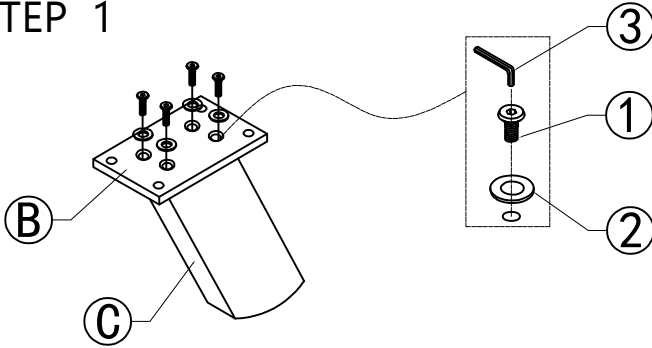


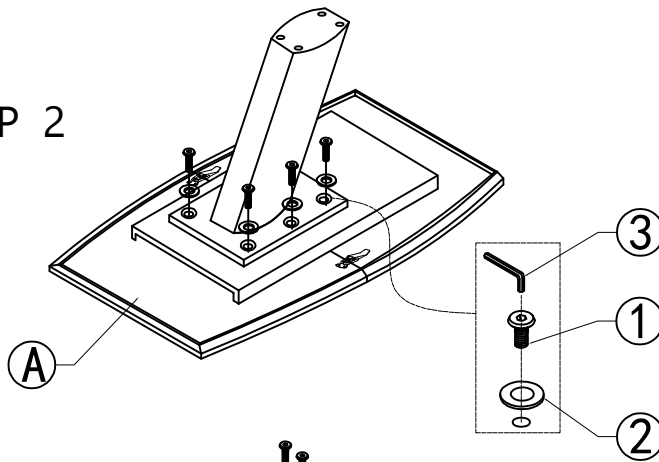


THANK YOU FOR PURCHASING THIS QUALITY PRODUCT.
BE SURE TO CHECK ALL PACKING MATERIAL CAREFULLY FOR SMALL PARTS THAT MAY HAVE COME LOOSE INSIDE THE CARTON DURING TRANSIT.

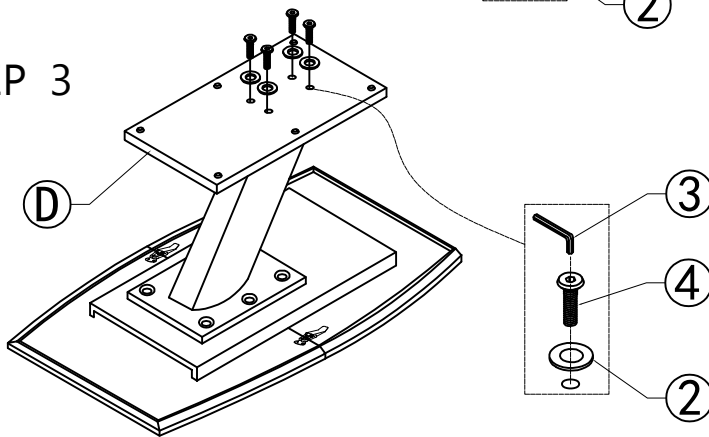
STEP 1



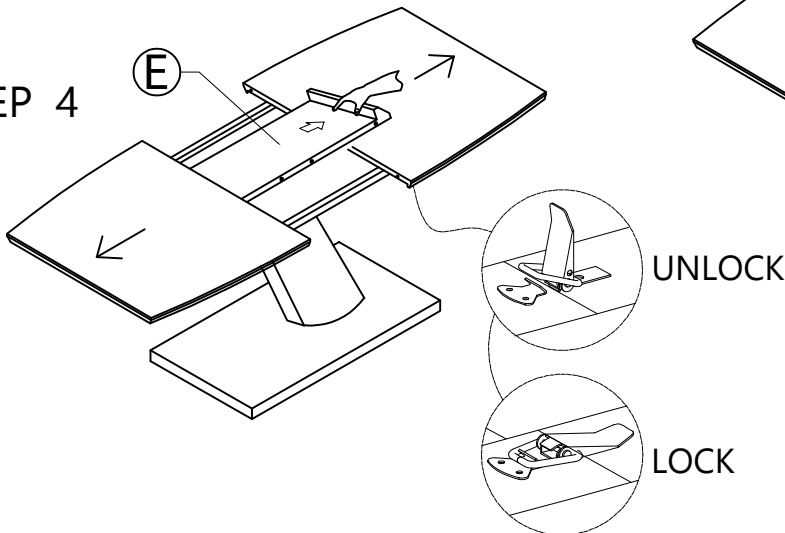
STEP 2



STEP 3



STEP 4



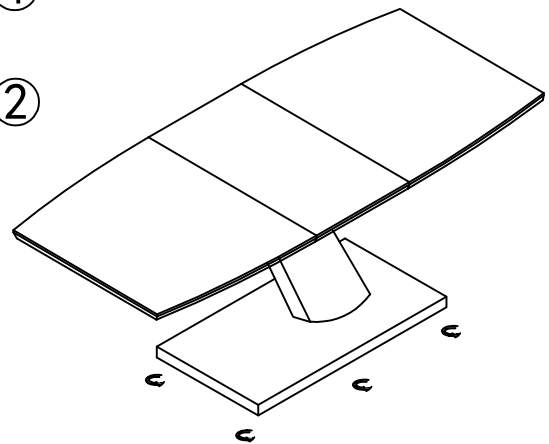
PART LIST

NO	DESC	SIZE (MM)	SKETCH	QTY
A	TOP	1400*800*80		1PC
B	CONNECTING PLATE	600*300*18		1PC
C	CENTER PILLAR	622*300*170		1PC
D	CHASSIS	900*485*29		1PC
E	TOP	800*400*36		1PC

HARDWARE LIST

NO	DESC	SIZE(MM)	SKETCH	QTY
1	BOLT	M8*25		10PCS
2	FLAT WASHER	Ø20		14PCS
3	SPANNER	5MM		1PCS
4	BOLT	M8*45		4PCS

FINISHED



ADJUST THE GLIDES IF NEEDED