
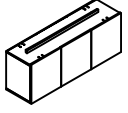
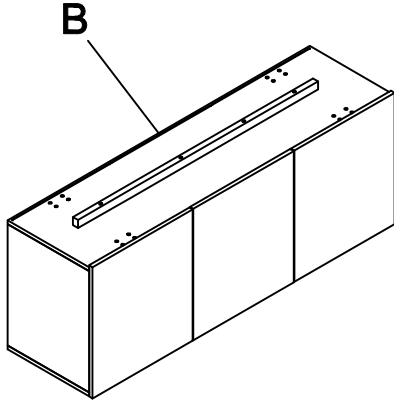





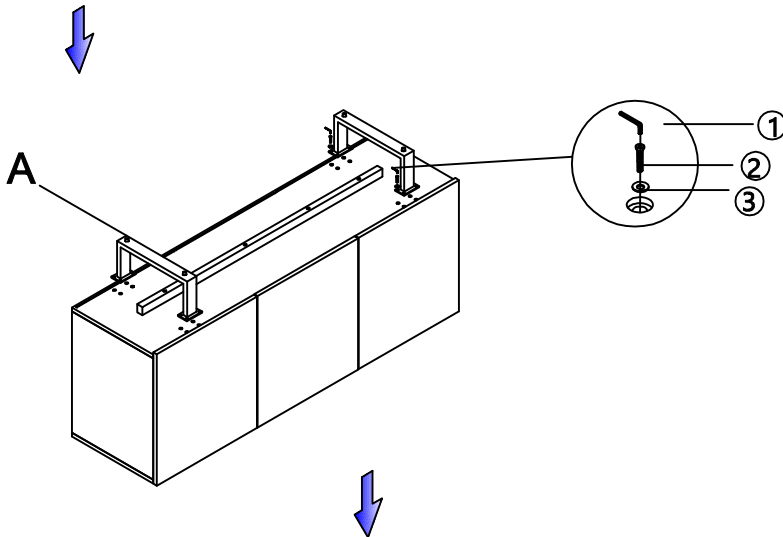
THANK YOU FOR PURCHASING THIS QUALITY PRODUCT.
 BE SURE TO CHECK ALL PACKING MATERIAL CAREFULLY FOR SMALL PARTS THAT MAY HAVE COME LOOSE
 INSIDE THE CARTON DURING TRANSIT.

PART LIST

NO	DESC	SIZE (MM)	SKETCH	QTY
A	LEG	400X80X168		2PC
B	CABINET	1600X450X600		1PCS

STEP 1

HARDWARE LIST

NO	DESC	SIZE (MM)	SKETCH	QTY
1	SPANNER	4#		1PC
2	BOLT	M6x20		16PCS
3	FLAT WASHER	φ16x6.3		16PCS

STEP 2

FINISHED
