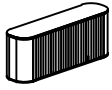



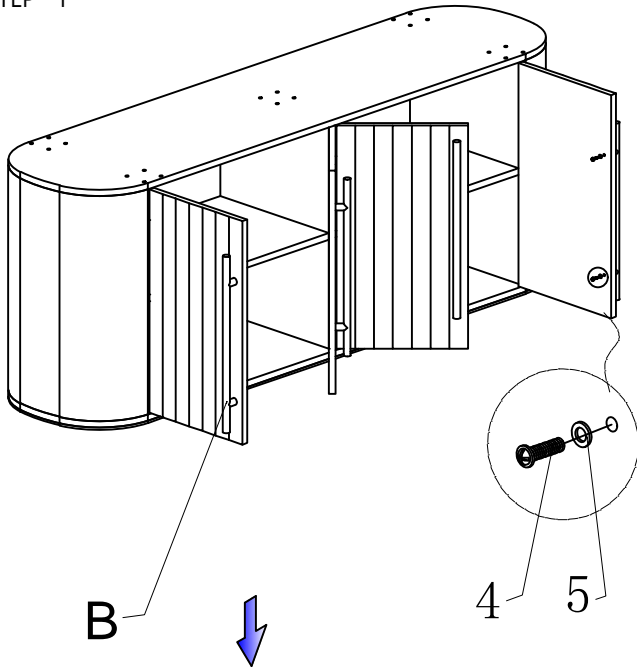
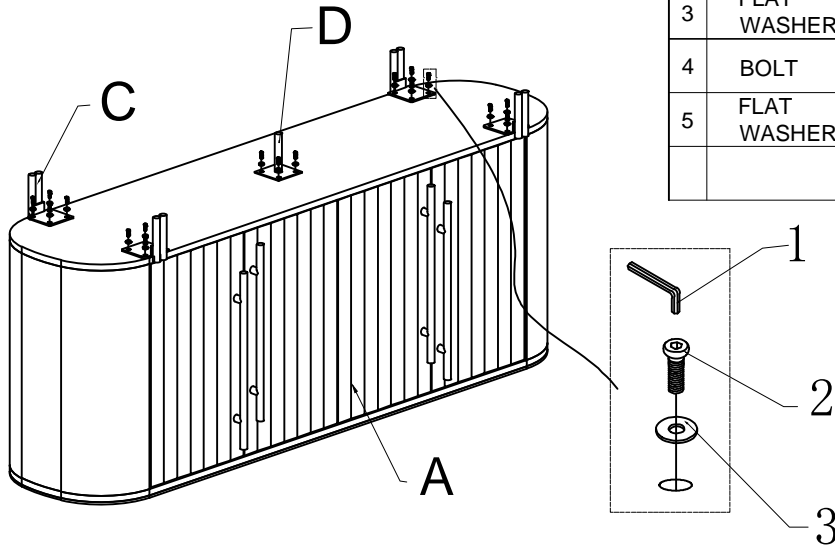
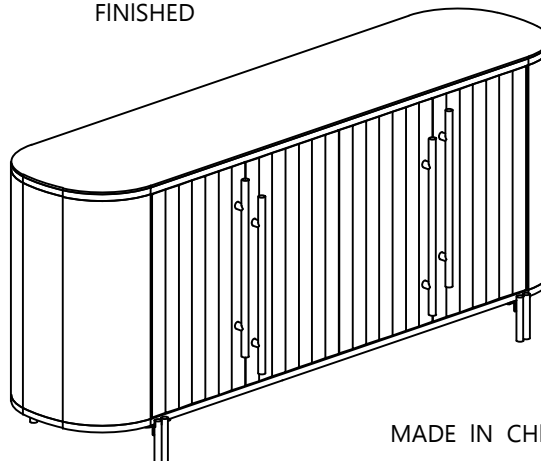







THANK YOU FOR PURCHASING THIS QUALITY PRODUCT.
 BE SURE TO CHECK ALL PACKING MATERIAL CAREFULLY FOR SMALL PARTS THAT MAY HAVE COME LOOSE INSIDE THE CARTON DURING TRANSIT.

PART LIST

NO	DESC	SIZE (MM)	SKETCH	QTY
A	CABINET	1800X450X674		1 PC
B	HANDLE	500X20X12		4 PC
C	LEG	90X109X133		4 PC
D	MIDDLE LEG	90X90X120		1 PC

STEP 1

STEP 2

FINISHED

HARDWARE LIST

NO	DESC	SIZE (MM)	SKETCH	QTY
1	SPANNER	5 #		1PC
2	BOLT	M8x16		20 PC
3	FLAT WASHER	16x8.3		20 PC
4	BOLT	M4x20		8 PC
5	FLAT WASHER	5		8 PC