



THANK YOU FOR PURCHASING THIS QUALITY PRODUCT.

BE SURE TO CHECK ALL PACKING MATERIAL CAREFULLY FOR SMALL PARTS THAT MAY HAVE COME LOOSE INSIDE THE CARTON DURING TRANSIT.

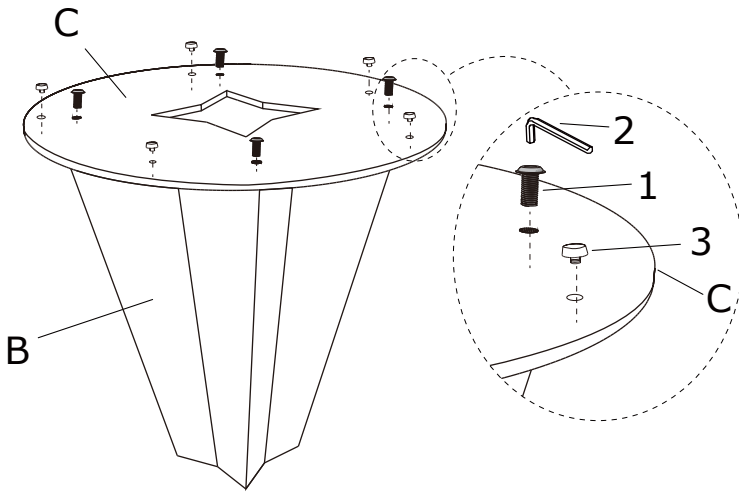
PART LIST

NO	DESC	SIZE (MM)	SKETCH	QTY
A	Desktop	1400*800*10		1PCS
B	Pillar	745*50*50		1PCS
C	Base	745*50*50		1PCS

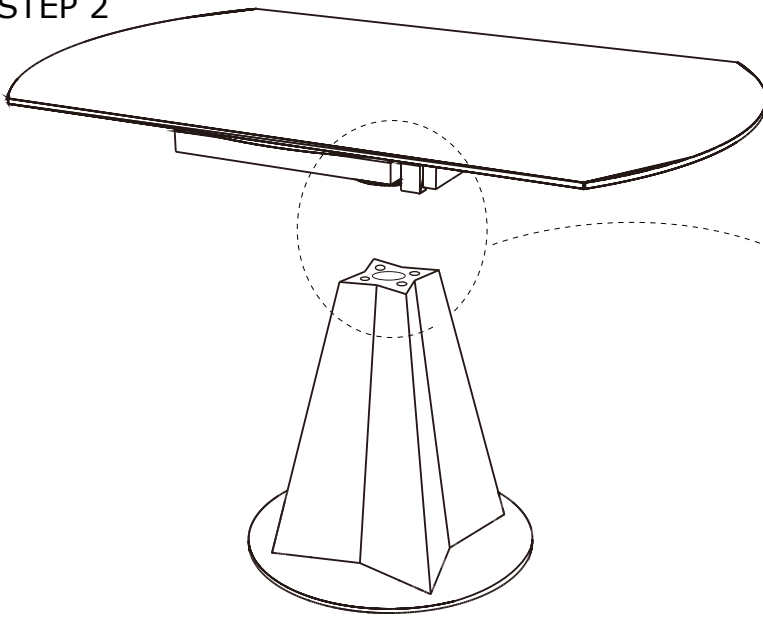
HARDWARE LIST

NO	DESC	SIZE (MM)	SKETCH	QTY
1	SCREW	M8*16		8 PCS
2	ALLEN KEY	6MM		1PCS
3	GLIDES	M6		5 PCS
4	ALLEN KEY	8MM		1PCS
5	WRENCH			1PCS

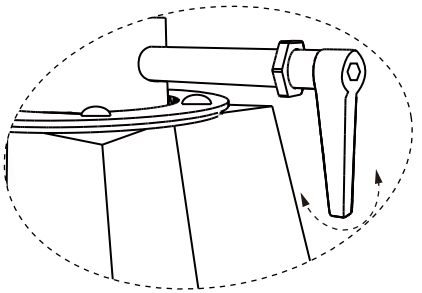
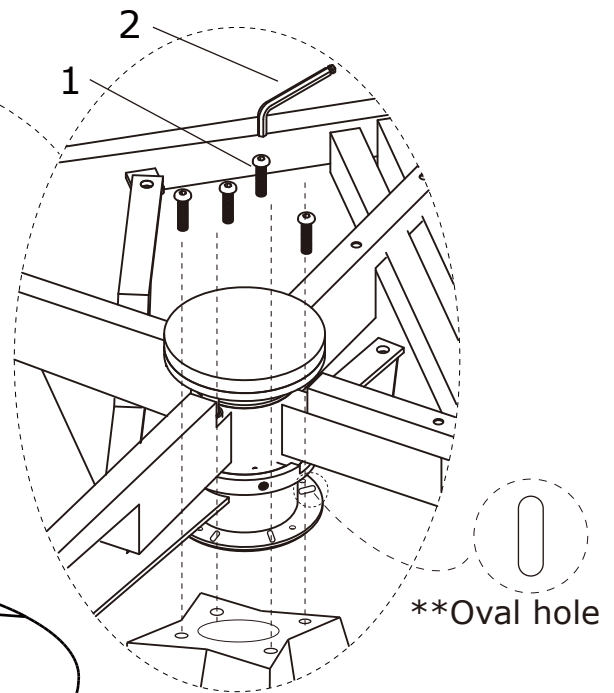
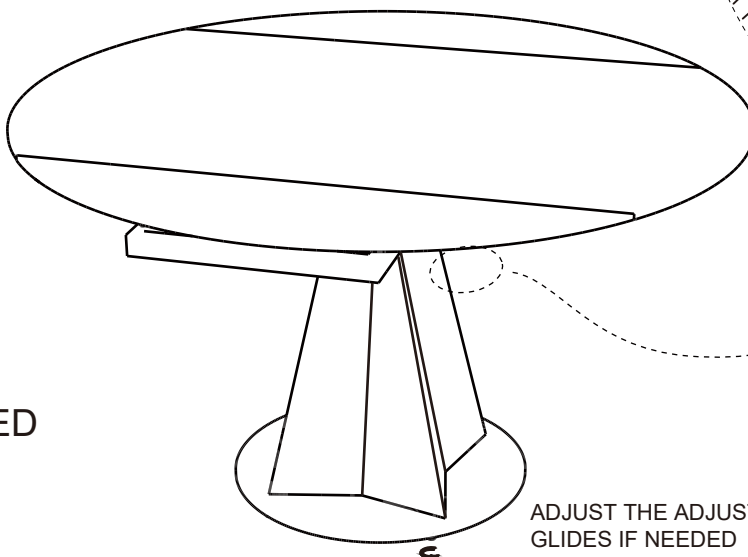
STEP 1



STEP 2



STEP 3



Rotate the handle to lock or unlock the extension table.

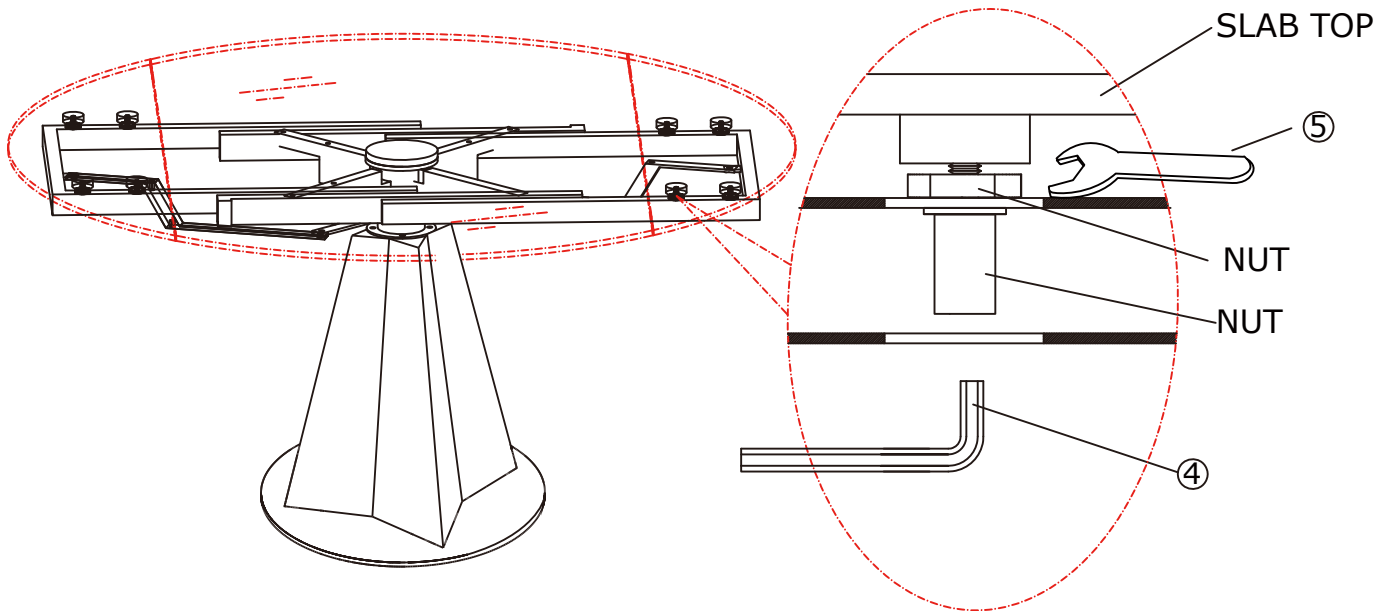
ADJUST THE ADJUSTABLE GLIDES IF NEEDED

MADE IN CHINA

FINISHED



Adjustment Instruction



- A IF THE SLAB TOPS ARE NOT LEVELED WELL, PLEASE USE ④ TO LOOSE THE BELOW NUT, AND ADJUST THE ABOVE NUT BY ⑤ TO LEVEL THE TOPS.

- B IF THE SLAB TOPS ARE NOT ALIGNED WELL, PLEASE USE ④ TO LOOSE THE BELOW NUT, AND MOVE THE TOP A LITTLE BIT TO ALIGN THE TOPS.