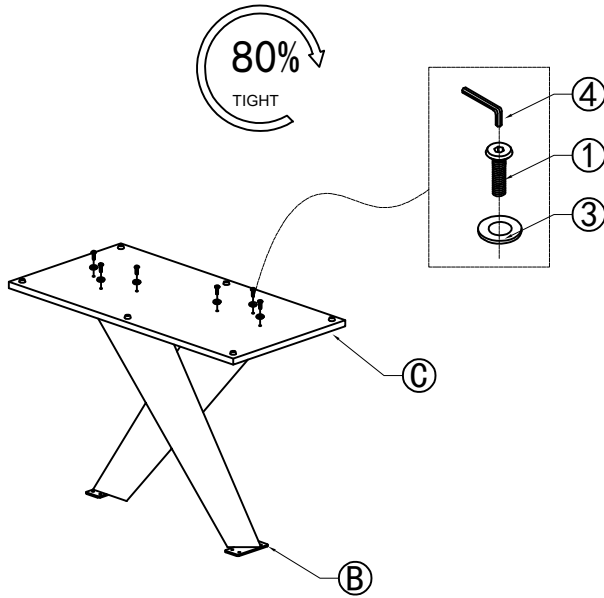


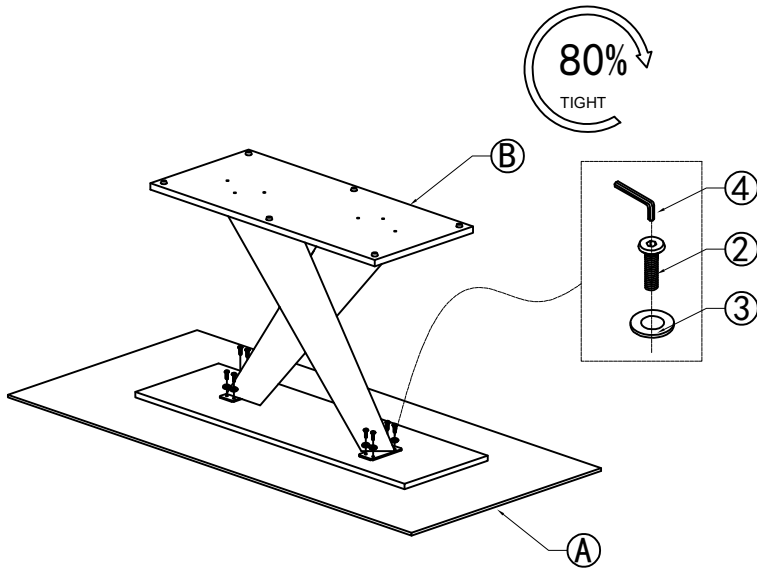


THANK YOU FOR PURCHASING THIS QUALITY PRODUCT.
BE SURE TO CHECK ALL PACKING MATERIAL CAREFULLY FOR SMALL PARTS THAT MAY HAVE COME
LOOSE INSIDE THE CARTON DURING TRANSIT.

STEP 1



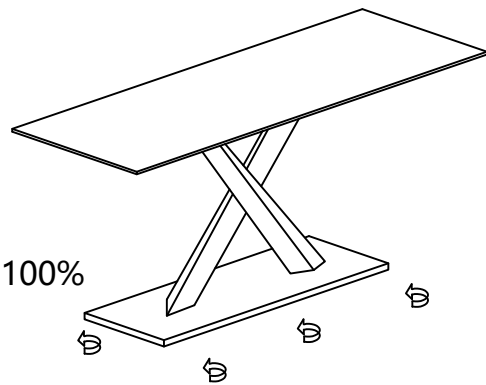
STEP 2



STEP 3

Make sure the screws 80% tighten,
and after attached all screws, tighten all screws 100%

FINISHED



ADJUST THE GLIDES IF NEEDED

PART LIST

NO	DESC	SIZE (MM)	SKETCH	QTY
A	TOP	1400*445*30		1PCS
B	CENTER PILLAR	900*200*100		2PCS
C	CHASSIS	800*350*25		1PCS

HARDWARE LIST

NO	DESC	SIZE(MM)	SKETCH	QTY
1	BOLT	M8*40		6PCS
2	BOLT	M8*20		8PCS
3	FLAT WASHER	Ø8.3		14PCS
4	SPANNER	5MM		1PCS