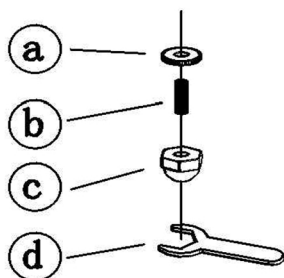




THANK YOU FOR PURCHASING THIS QUALITY PRODUCT.
BE SURE TO CHECK ALL PACKING MATERIAL CAREFULLY FOR SAMLL
PARTS THAT MAY HAVE COME LOOSE INSIDE THE CARTON DURING TRANSIT

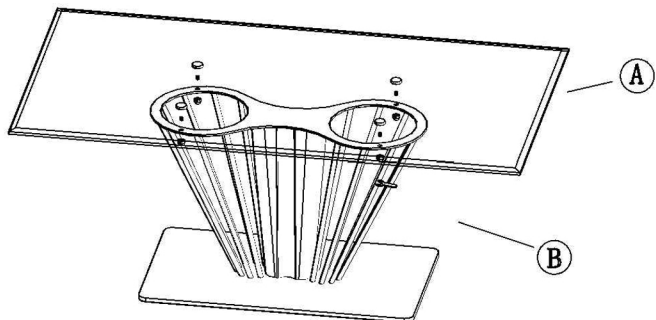
STEP 1



PART LIST

NO	DESC	SIZE	SKETCH	QTY
A	GLASS	1300x700x12		1PC
B	FRAME	700x400x438		1PC

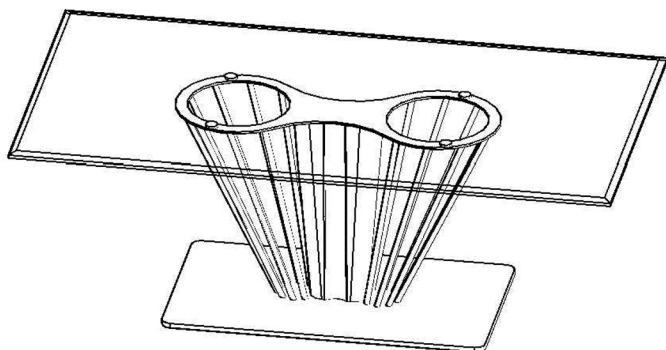
STEP 2



HARDWARE LIST

NO	DESC	SIZE	SKETCH	QTY
a	NUT	8X25		4PC
b	SCREW	8X35		4PC
c	NUT	8MM		4PC
d	SPANNER	14MM		1PC

FINISHED



MADE IN CHINA