










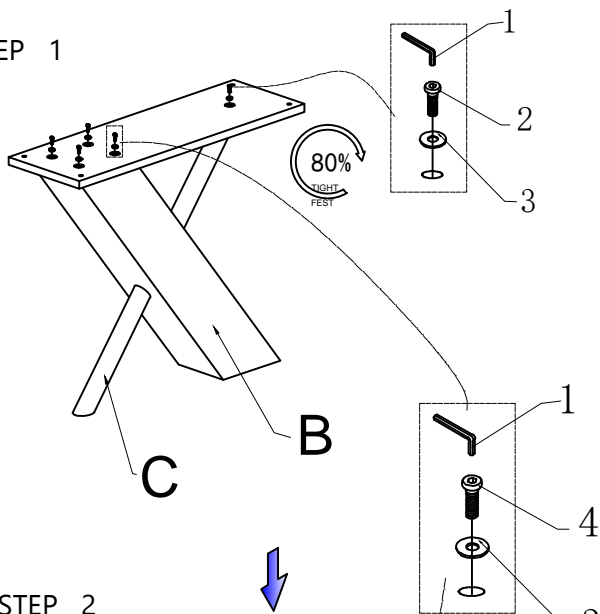
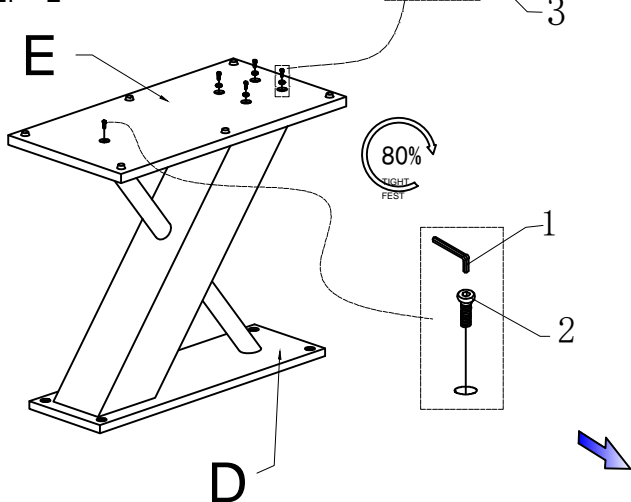
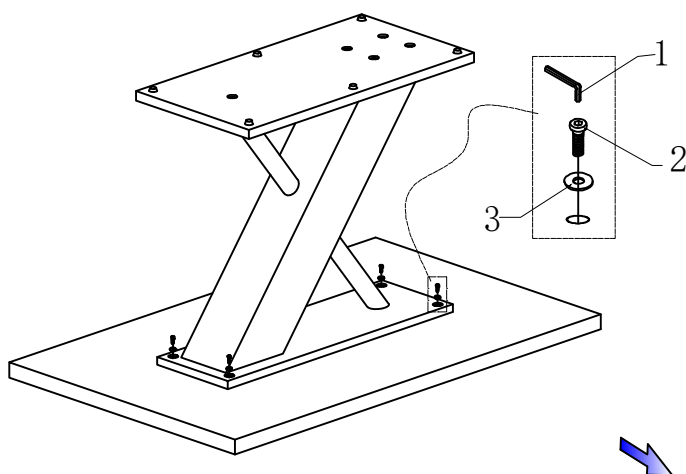
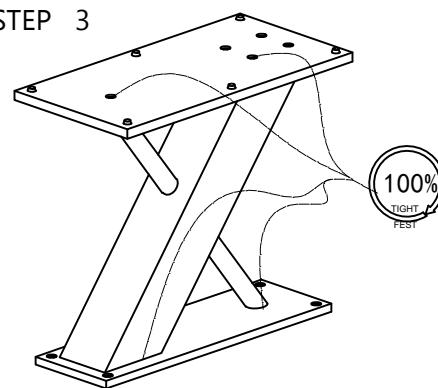
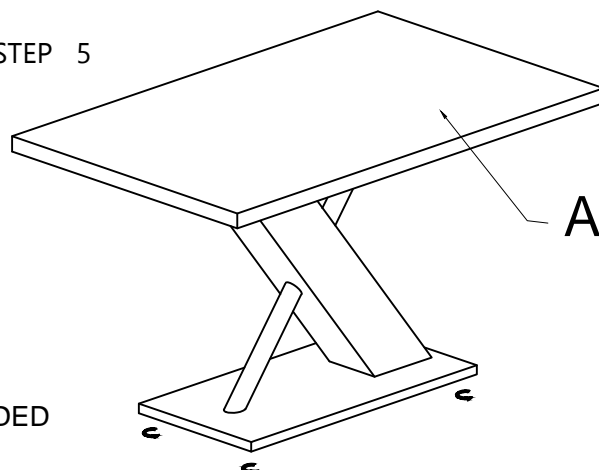
THANK YOU FOR PURCHASING THIS QUALITY PRODUCT.  
 BE SURE TO CHECK ALL PACKING MATERIAL CAREFULLY FOR SMALL PARTS THAT MAY HAVE COME LOOSE INSIDE THE CARTON DURING TRANSIT.

**PART LIST**

NO	DESC	SIZE (MM)	SKETCH	QTY
A	TOP	1300X800X40		1 PC
B	CENTER PILLAR	969X160X160		1 PC
C	TUBE	878X43X43		1 PC
D	CONNECTING PLATE	800X250X21		1 PC
E	CHASSIS	850X400X25		1 PC

**HARDWARE LIST**

NO	DESC	SIZE (MM)	SKETCH	QTY
1	SPANNER	5 #		1PC
2	BOLT	M8x35		6 PC
3	FLAT WASHER	8.3		13 PC
4	BOLT	M8x45		8 PC

**STEP 1**

**STEP 2**

**STEP 4**

**STEP 3**

**STEP 5**


ADJUST THE ADJUSTABLE GLIDES IF NEEDED

MADE IN CHINA