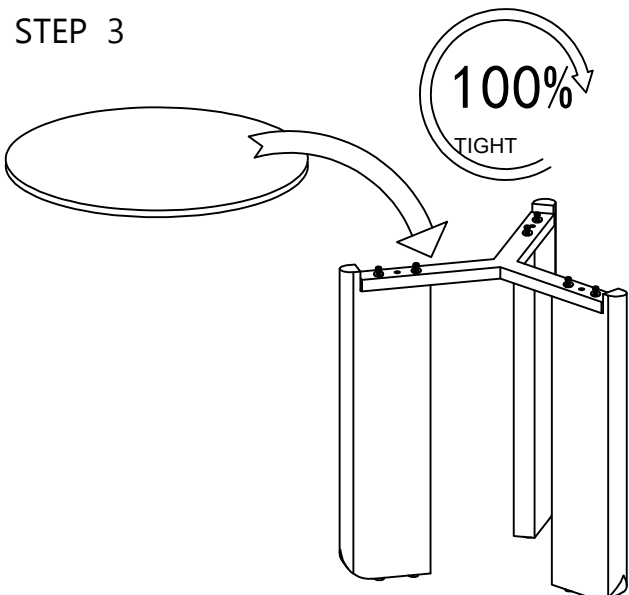
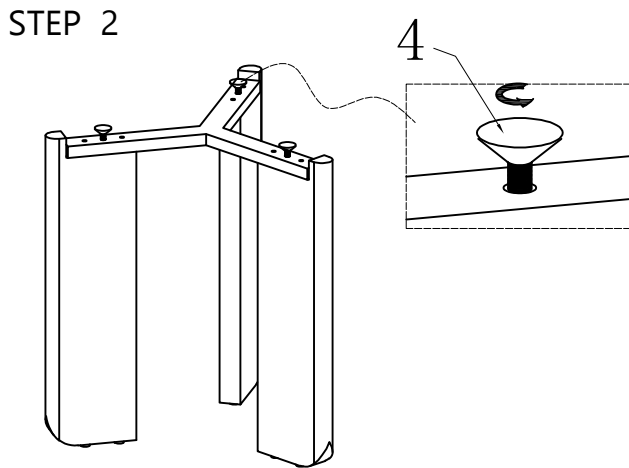
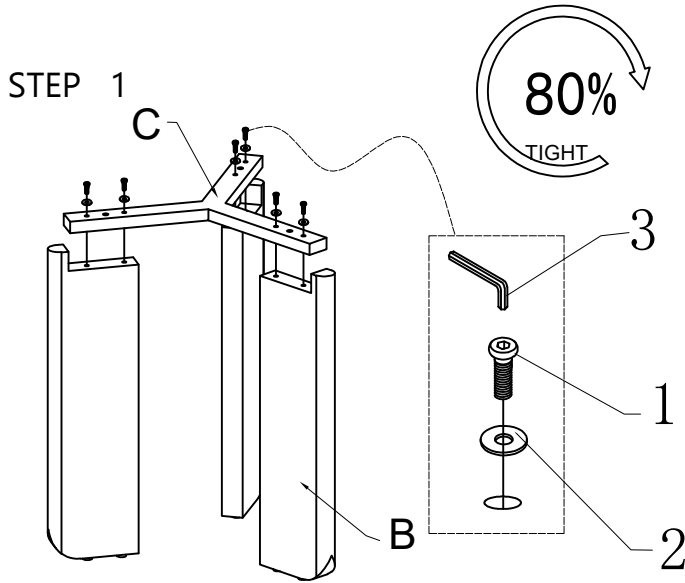




THANK YOU FOR PURCHASING THIS QUALITY PRODUCT.
BE SURE TO CHECK ALL PACKING MATERIAL CAREFULLY FOR SMALL PARTS THAT MAY HAVE COME LOOSE INSIDE THE CARTON DURING TRANSIT.

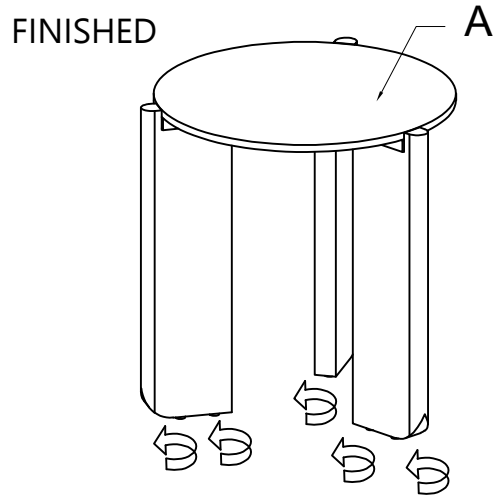


PART LIST

NO	DESC	SIZE (MM)	SKETCH	QTY
A	TOP	Ø488*12		1PC
B	Foot Post	400X220X36		3PC
C	Iron Frame	950X500X12		1PC

HARDWARE LIST

NO	DESC	SIZE(MM)	SKETCH	QTY
1	BOLT	M8x35		6PCS
2	FLAT WASHER	Ø8.3		6PCS
3	SPANNER	5MM		1PC
4	Suction Pad	M8		3PC
5				
6				



ADJUST THE GLIDES IF NEEDED

CHECK THE FRAME SIZE IF FIT FOR THE TABLE TOP
THEN REMOVE THE TABLE TOP AND 100% TIGHT THE ALL
THE SCREWS ON THE FRAME.