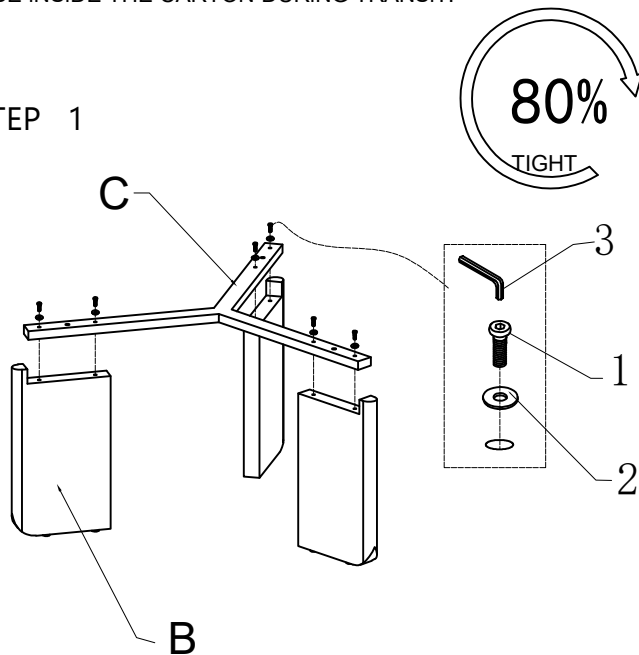


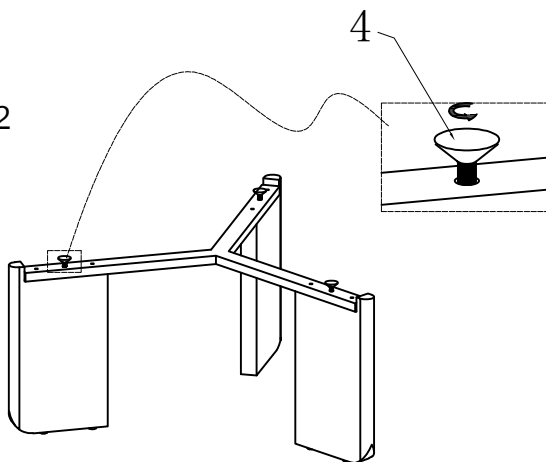


THANK YOU FOR PURCHASING THIS QUALITY PRODUCT.
BE SURE TO CHECK ALL PACKING MATERIAL CAREFULLY FOR SMALL PARTS THAT MAY HAVE COME LOOSE INSIDE THE CARTON DURING TRANSIT.

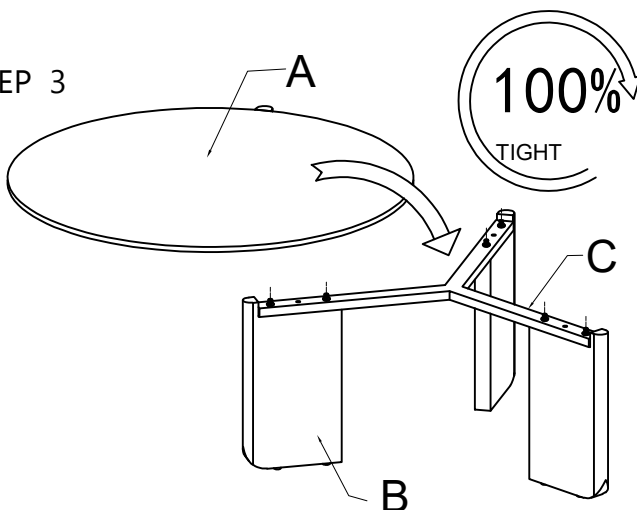
STEP 1



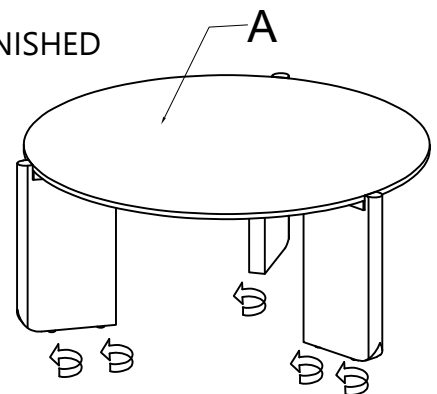
STEP 2



STEP 3



FINISHED



ADJUST THE GLIDES IF NEEDED

PART LIST

NO	DESC	SIZE (MM)	SKETCH	QTY
A	TOP	Ø893*12		1PC
B	Foot Post	400X220X36		3PC
C	Iron Frame	950X500X12		1PC

HARDWARE LIST

NO	DESC	SIZE(MM)	SKETCH	QTY
1	BOLT	M8x35		6PCS
2	FLAT WASHER	Ø8.3		6PCS
3	SPANNER	5MM		1PC
4	Suction Pad	M8		3PC
5				
6				

CHECK THE FRAME SIZE IF FIT FOR THE TABLE TOP
THEN REMOVE THE TABLE TOP AND 100% TIGHT THE ALL
THE SCREWS ON THE FRAME.