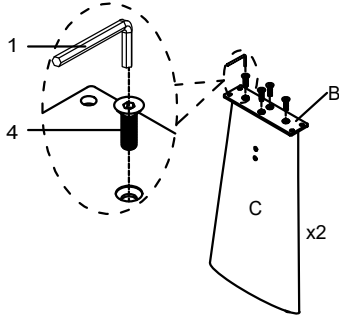




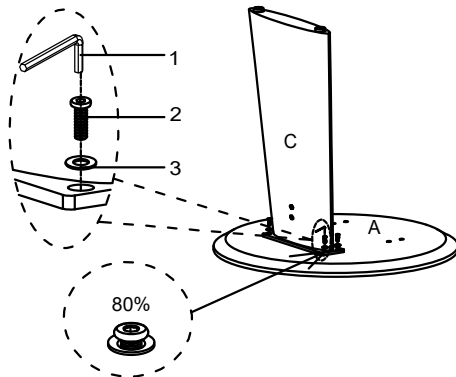
THANK YOU FOR PURCHASING THIS QUALITY PRODUCT.

BE SURE TO CHECK ALL PACKING MATERIAL CAREFULLY FOR SMALL PARTS THAT MAY HAVE COME LOOSE INSIDE THE CARTON DURING TRANSIT.

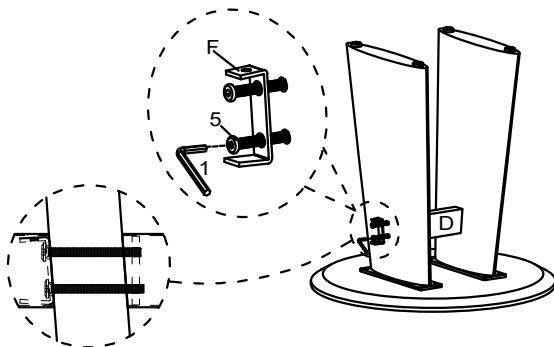
STEP 1



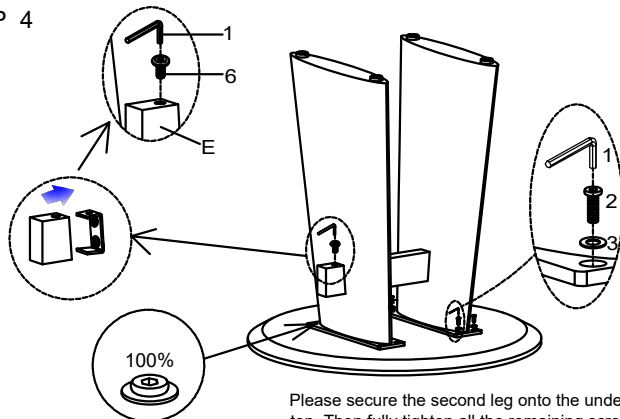
STEP 2



STEP 3



STEP 4



Please secure the second leg onto the underneath of the top. Then fully tighten all the remaining screws.


PART LIST

NO	DESC	SIZE (MM)	SKETCH	QTY
A	Top Panel	Ø500x22		1PC
B	Connect Plate	230x55x5		2PCS
C	Leg	280x85x468		2PCS
D	Connect Bar-for legs	129x50x25		1PC
E	End Cap	50x30x25		2PCS
F	"U" Bracket	23.2x21x46.6		2PCS

HARDWARE LIST

NO	DESC	SIZE (MM)	SKETCH	QTY
1	ALLEN KEY	4MM		1PC
2	ALLEN BOLT	M6x20		8PCS
3	WASHER	Ø16xØ6X1.5		8PCS
4	SINK HEAD ALLEN BOLT	M6x20		8PCS
5	ALLEN BOLT	M6x70		4PCS
6	ALLEN BOLT	M6x12		2PCS

FINISHED



ADJUST THE GLIDES IF NEEDED

MADE IN CHINA