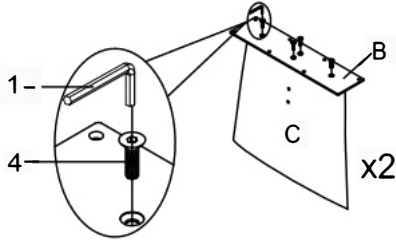




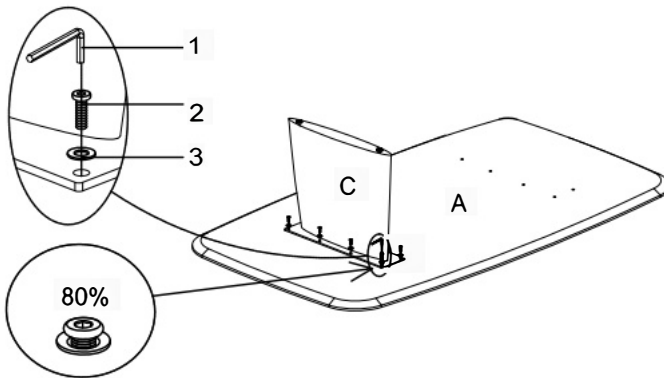
THANK YOU FOR PURCHASING THIS QUALITY PRODUCT.

BE SURE TO CHECK ALL PACKING MATERIAL CAREFULLY FOR SMALL PARTS THAT MAY HAVE COME LOOSE INSIDE THE CARTON DURING TRANSIT.

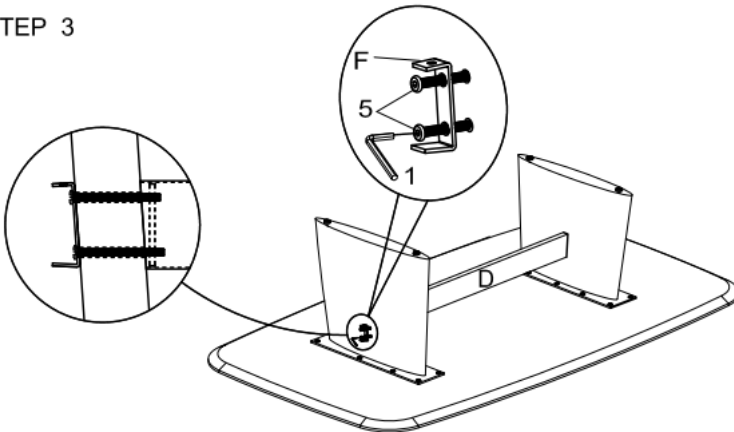
STEP 1



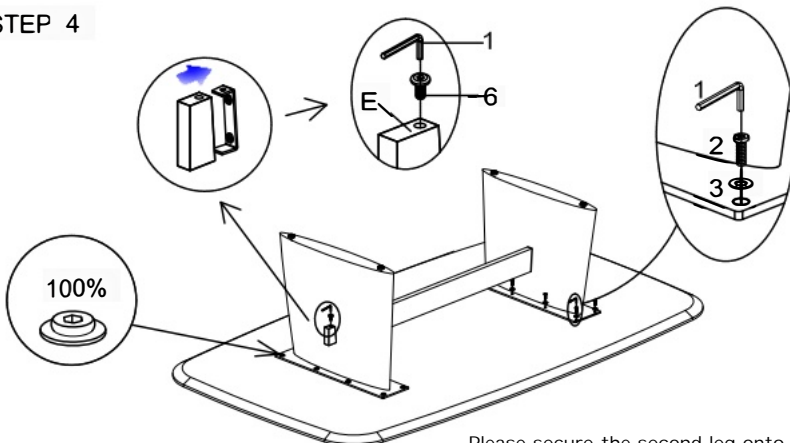
STEP 2



STEP 3



STEP 4



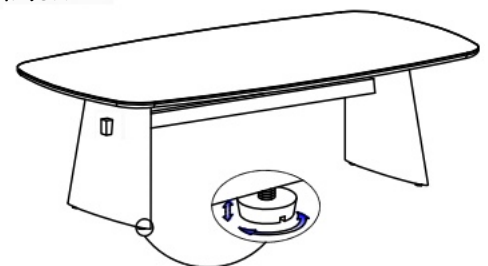
PART LIST

NO	DESC	SIZE (MM)	SKETCH	QTY
A	Top Panel	1300x700x22		1PC
B	Connect Plate	380x100x5		2PCS
C	Leg	400x75x374		2PCS
D	Connect Bar-for legs	901x50x25		1PC
E	Enc Cap	50x30x25		2PCS
F	"U" Bracket	24.8x21x46.6		2PCS

HARDWARE LIST

NO	DESC	SIZE (MM)	SKETCH	QTY
1	ALLEN KEY	4MM		1PC
2	ALLEN BOLT	M6x20		16PCS
3	WASHER	Ø16xØ6X1.5		16PCS
4	SINK HEAD ALLEN BOLT	M6x20		8PCS
5	ALLEN BOLT	M6x70		4PCS
6	ALLEN BOLT	M6x12		2PCS

FINISHED



ADJUST THE GLIDES IF NEEDED

MADE IN CHINA

Please secure the second leg onto the underneath of the top.  
Then fully tighten all the remaining screws