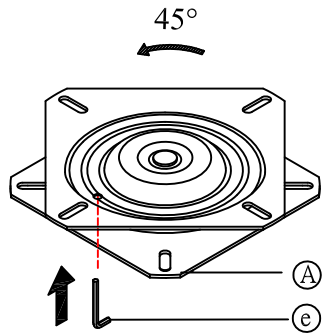




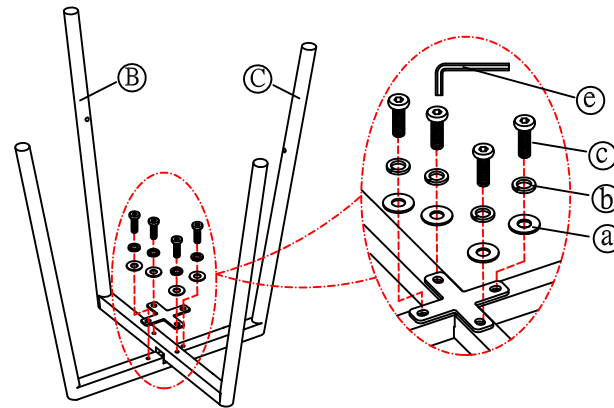
THANK YOU FOR PURCHASING THIS QUALITY PRODUCT.

BE SURE TO CHECK ALL PACKING MATERIAL CAREFULLY FOR SMALL PARTS THAT MAY HAVE COME LOOSE INSIDE THE CARTON DURING TRANSIT.

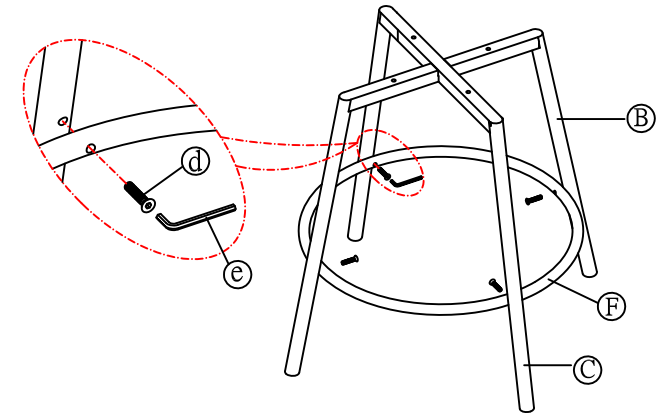
Step 1



Step 2



Step 3



PARTS LIST:

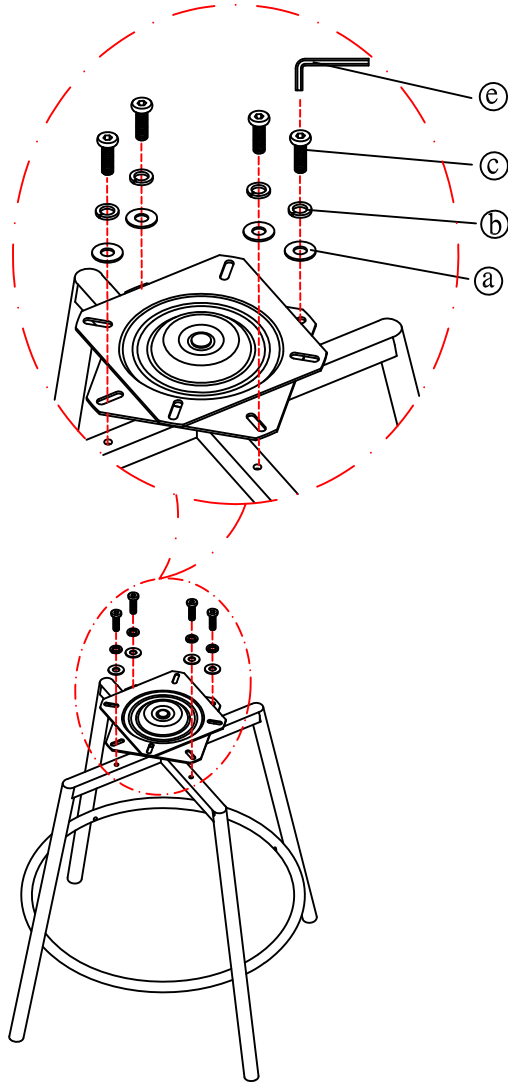
NO	DESCRIPTION	SIZE(mm)	SKETCH	QTY
A	SWIVEL	7"*7"		1PC
B	LEG	φ25.4		1PC
C	LEG	φ25.4		1PC
D	SEAT	565*520*328H		1PC
E	CORNER BRACKET	95*95*T3.0		1PC
F	FOOT REST	φ19.1		1PC

HARDWARE LIST:

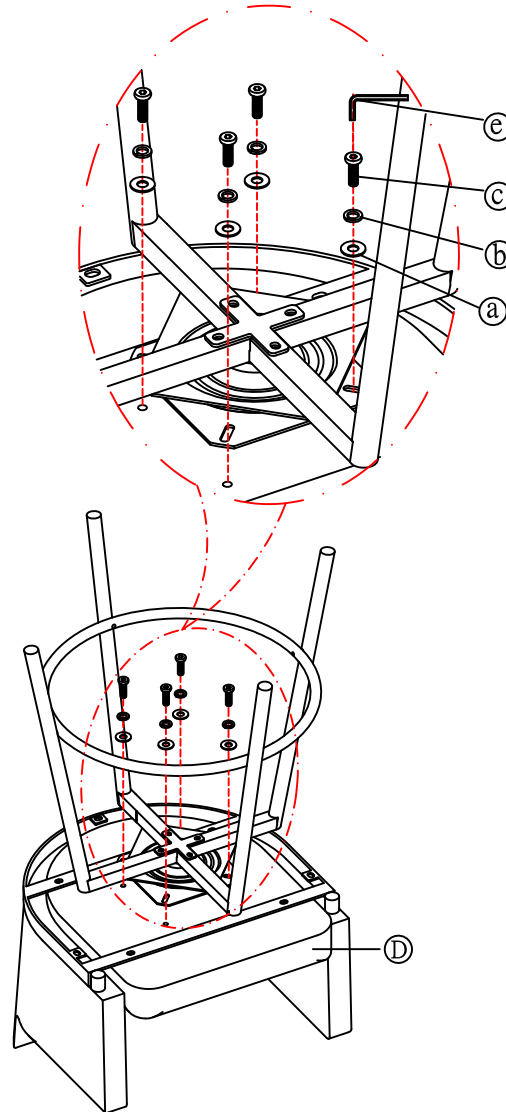
NO	DESCRIPTION	SIZE(mm)	SKETCH	QTY
a	WASHER	φ16*T1.0		12PCS
b	SPRING WASHER	φ11*φ6.5		12PCS
c	BOLT	1/4"*15		12PCS
d	BOLT	1/4"*30		4PCS
e	ALLEN KEY	4		2PCS



Step 4



Step 5



FINISH

