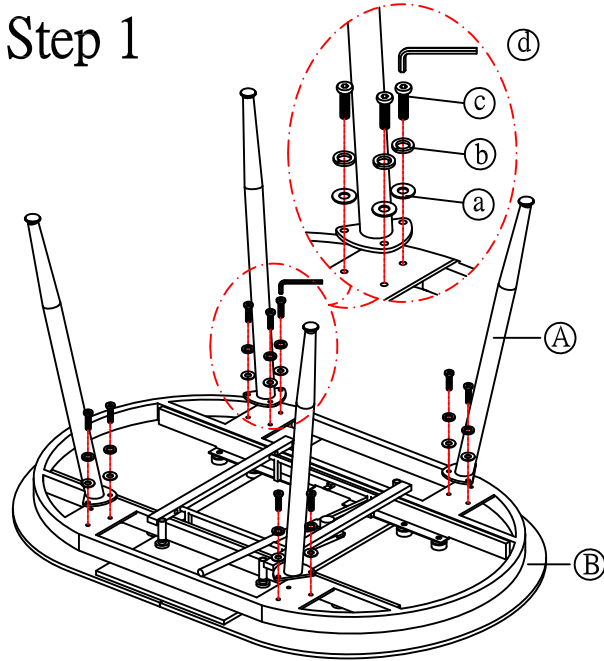
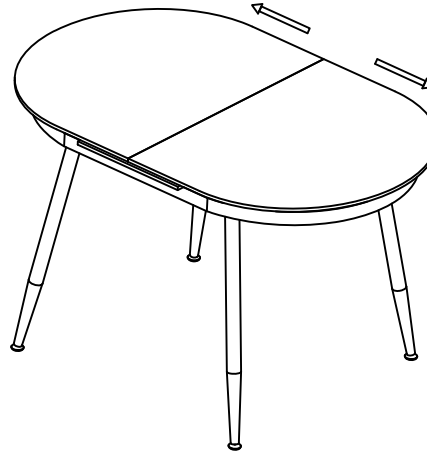




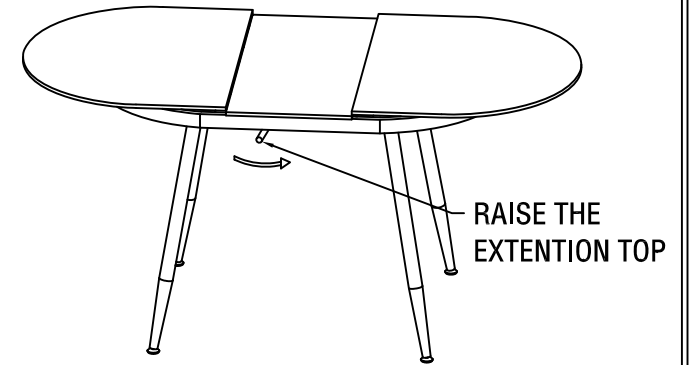
Step 1



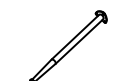

Step 2







Step 3



PARTS LIST:

NO	DESCRIPTION	SKETCH	QTY
A	LEG		4PCS
B	TOP		1PC

HARDWARE LIST:

NO	DESCRIPTION	SKETCH	QTY
a	WASHER		12PCS
b	SPRING WASHER		12PCS
c	BOLT		12PCS
d	ALLEN KEY 6mm		1PC
e	ALLEN KEY 8mm		1PC

Step 4

