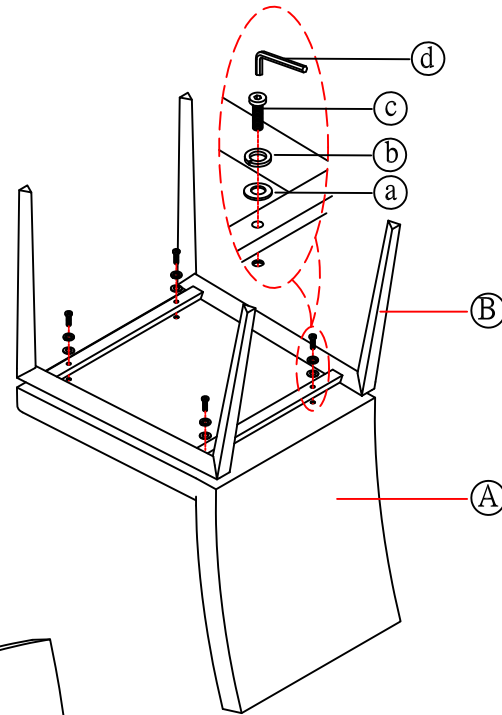





THANK YOU FOR PURCHASING THIS QUALITY PRODUCT.

BE SURE TO CHECK ALL PACKING MATERIAL CAREFULLY FOR SMALL PARTS THAT MAY HAVE COME LOOSE INSIDE THE CARTON DURING TRANSIT.

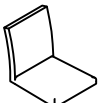

Step 1







FINISH



PARTS LIST:

NO	DESCRIPTION	SIZE(mm)	SKETCH	QTY
A	SEAT	600*445*595		1PC
B	BASE	420*510*400		1PC

HARDWARE LIST:

NO	DESCRIPTION	SIZE(mm)	SKETCH	QTY
a	WASHER	φ6.5		4PCS
b	SPRING WASHER	φ6.5		4PCS
c	BOLT	1/4"x38		4PCS
d	ALLEN KEY	4		1PC