



Chintaly Imports

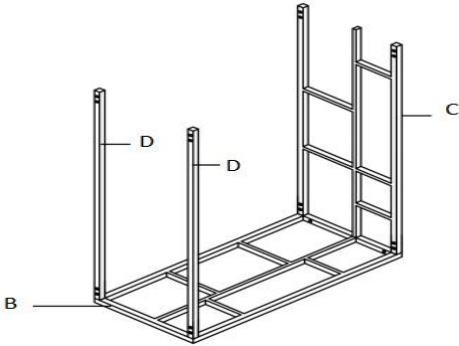
ASSEMBLY IN STRUC TION

ITEM NO.: 5073-ST

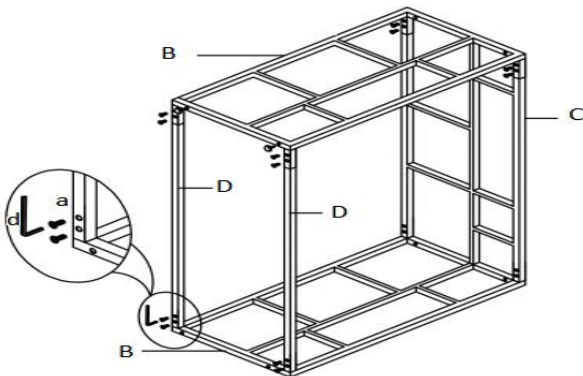
THANK YOU FOR PURCHASING THIS QUALITY PRODUCT.

BE SURE TO CHECK ALL PACKING MATERIAL CAREFULLY FOR SMALL PARTS THAT MAY HAVE COME LOOSE IN SIDE THE CARTON DURING TRANSIT.

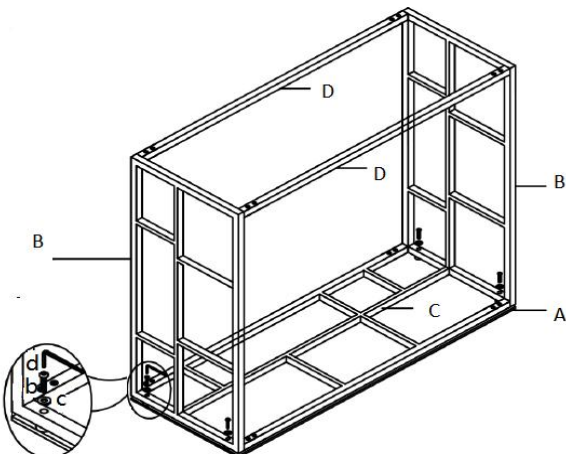
STEP 1:Put the connecting rod on the rack



STEP 2:Put the screws on the frame (B) and fix them with a wrench, Tight screw 90% only



STEP 3:Put the glass on soft carpet and put the washer and Long screw on frame hole with aluminium puck and tight the all screws 100%



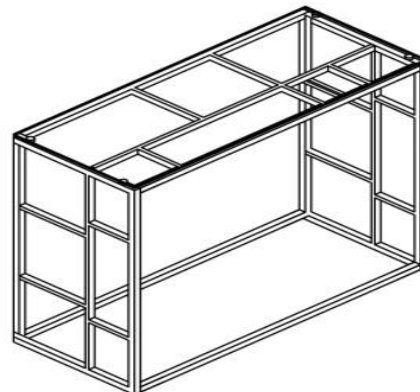
PART LIST

NO.	DESC	SIZE(CM)	SKETCH	QTY
A	Glass	120*40*10#		1PC
B	Frame	40*78		2PCS
C	Frame	120*40		1PC
D	Connecting rod	120*40		2PCS

HARD WARE LIST

NO.	DESC	SIZE(CM)	SKETCH	QTY
a	Screws	6*12		16PCS
b	Long screw	6*25		4PCS
c	Washer	6*14		4PCS
d	Wrench	M4		1PC

STEP 4: Finished



MADE IN CHINA