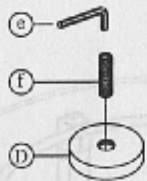


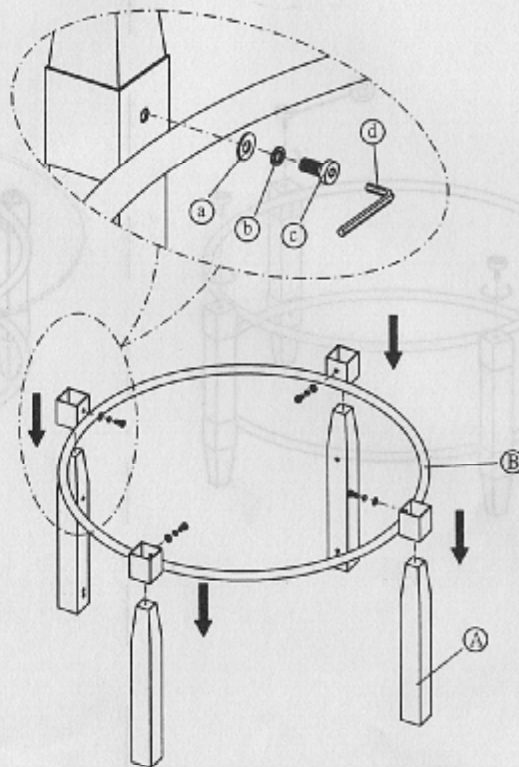


THANK YOU FOR PURCHASING THIS QUALITY PRODUCT.
BE SURE TO CHECK ALL PACKING MATERIAL CAREFULLY FOR SMALL PARTS THAT MAY HAVE COME LOOSE INSIDE THE CARTON
DURING TRANSIT.

Step 1



Step 2



Assemble the stretch , fasten the screws 80% tight.

PARTS LIST:

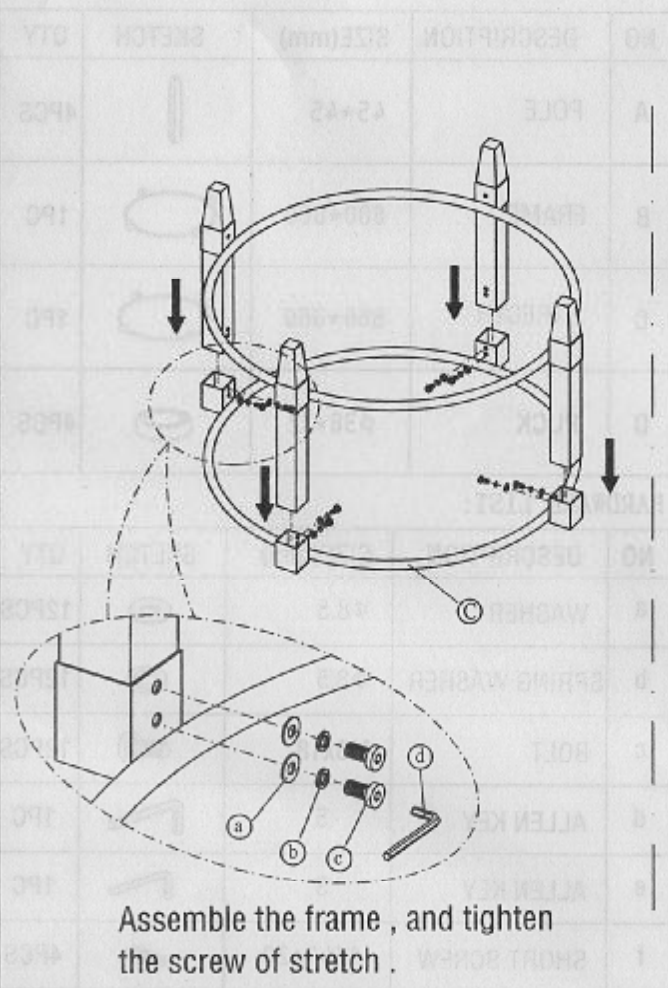
NO	DESCRIPTION	SIZE(mm)	SKETCH	QTY
A	POLE	45*45		4PCS
B	FRAME	880*880		1PC
C	STRECTH	880*880		1PC
D	PUCK	∅38*12		4PCS

HARDWARE LIST:

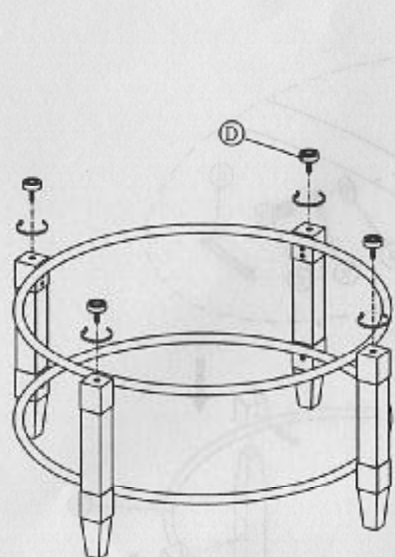
NO	DESCRIPTION	SIZE(mm)	SKETCH	QTY
a	WASHER	∅8.5		12PCS
b	SPRING WASHER	∅8.5		12PCS
c	BOLT	M8x18		12PCS
d	ALLEN KEY	5		1PC
e	ALLEN KEY	3		1PC
f	SHORT SCREW	1/4"*20		4PCS



Step 3



Step 4



FINISH

