



THANK YOU FOR PURCHASING THIS QUALITY PRODUCT.
BE SURE TO CHECK ALL PACKING MATERIAL CAREFULLY FOR SMALL PARTS THAT MAY HAVE COME LOOSE INSIDE THE CARTON DURING TRANSIT.

PARTS LIST:

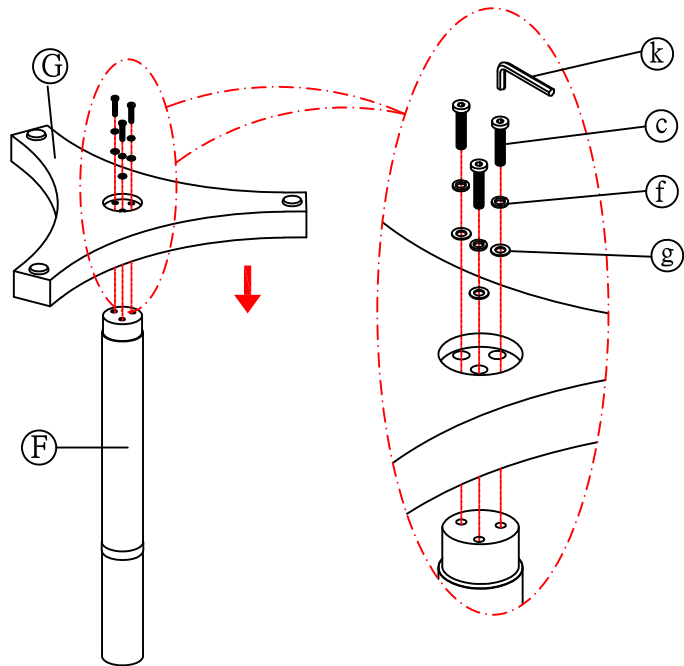
NO	DESCRIPTION	SIZE(mm)	SKETCH	QTY
A	GLASS TOP	φ914*t12		1PC
B	MIRROR	φ399*t5.0		1PC
C	METAL FRAME	φ408*50		1PC
D	LRON RING	82*20		2PCS
E	CONNECTING PLATE	φ126*t6.0		1PC
F	POLE	φ76*860		1PC
G	BASE	688*596*54		1PC

HARDWARE LIST:

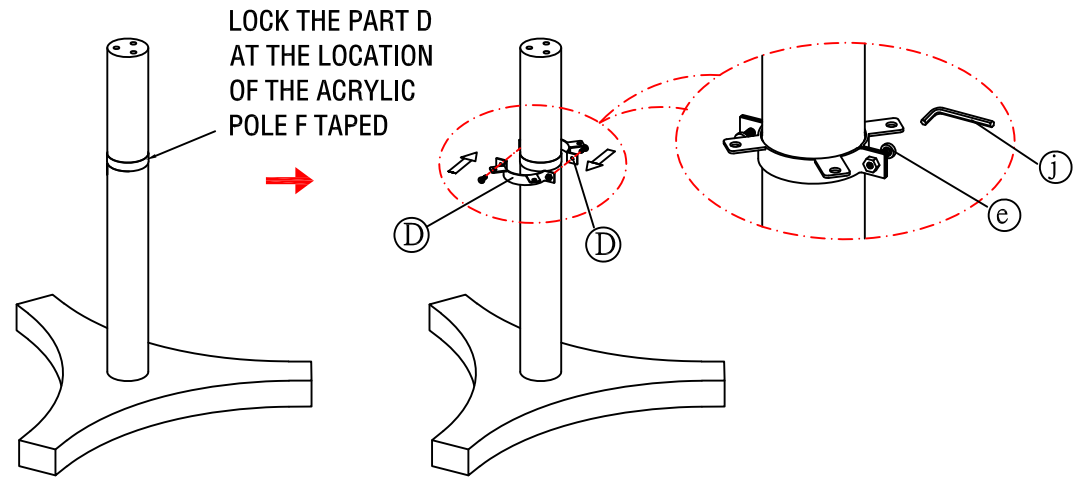
NO	DESCRIPTION	SIZE(mm)	SKETCH	QTY
a	BOLT	M8*12		4PCS
b	BOLT	M8*25		3PCS
c	BOLT	M8*25		3PCS
d	SUCKER	1/4"*12		4PCS
e	ALLEN KEY	1/4"*20		2PCS
f	SPRING WASHER	φ8.5		3PCS
g	WASHER	φ8.5		3PCS
h	WASHER	φ6.5		4PCS
i	SUCKER	φ12*2.5		4PCS
j	ALLEN KEY	4		1PC
k	ALLEN KEY	5		1PC



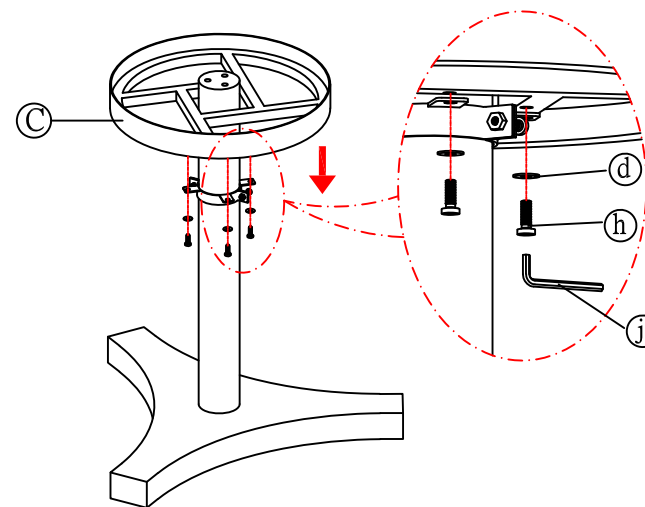
Step 1



Step 2

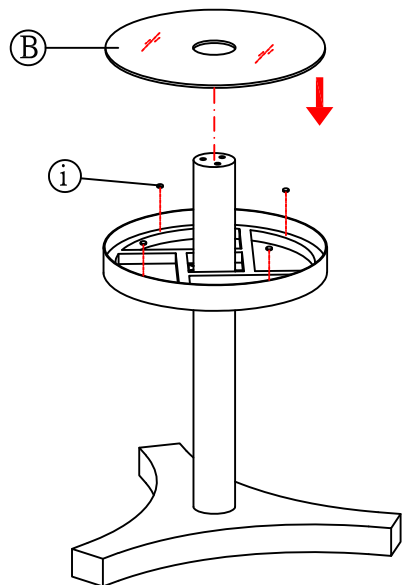


Step 3

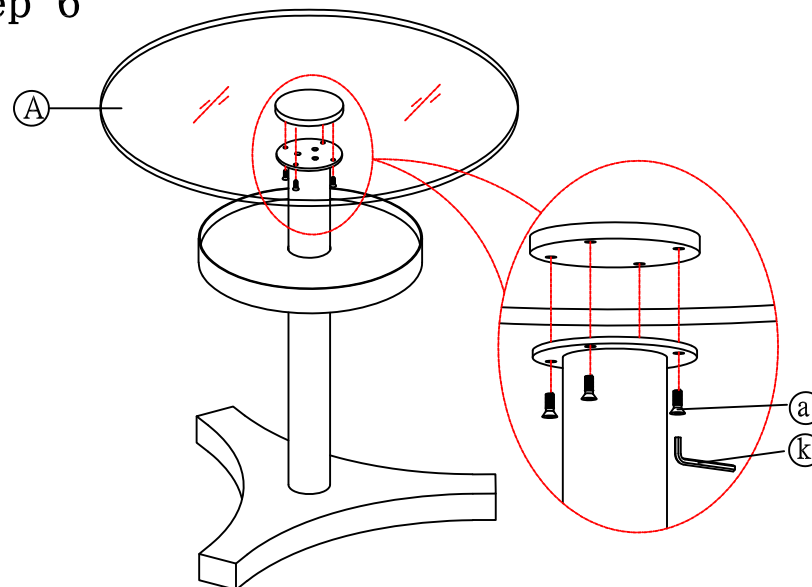




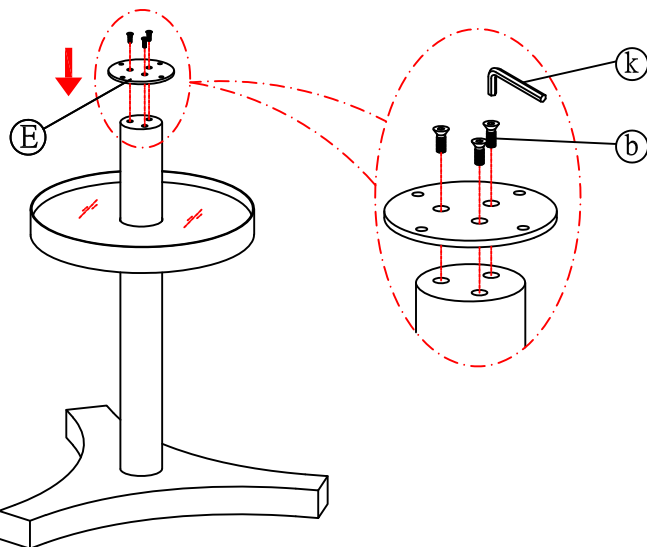
Step 4



Step 6



Step 5



FINISH

