



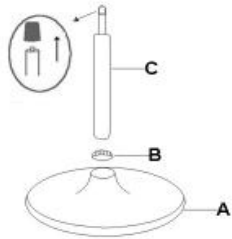
Chintaly Imports

**ASSEMBLY INSTRUCTION
ITEM NO.: 1396-AS**

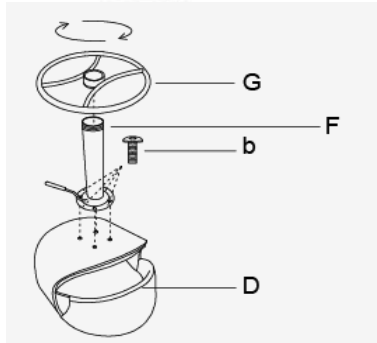
THANK YOU FOR PURCHASING THIS QUALITY PRODUCT.

BE SURE TO CHECK ALL PACKING MATERIAL CAREFULLY FOR SMALL PARTS THAT MAY HAVE COME LOOSE INSIDE THE CARTON DURING TRANSIT.

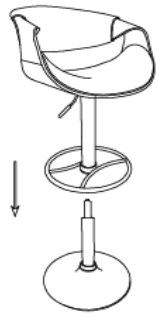
STEP 1



STEP 2



STEP 3



FINISH



PART LIST

	DESC	SIZE (MM)	SKETCH	QTY
A	BASE	DIA.450		1 PC
B	COLLAR	DIA.75		1PC
C	GAS LIFT	L.510		1PC
D	SEAT			1PC
F	OUTER TUBE	L.390		1 PC
G	FOOTREST	DIA.370		1 PC

HARDWARE LIST

NO	DESC	SIZE (MM)	SKETCH	QTY
b	SCREW	M6x16		4PC
g	SPANNER	M6		1PC

MADE IN CHINA