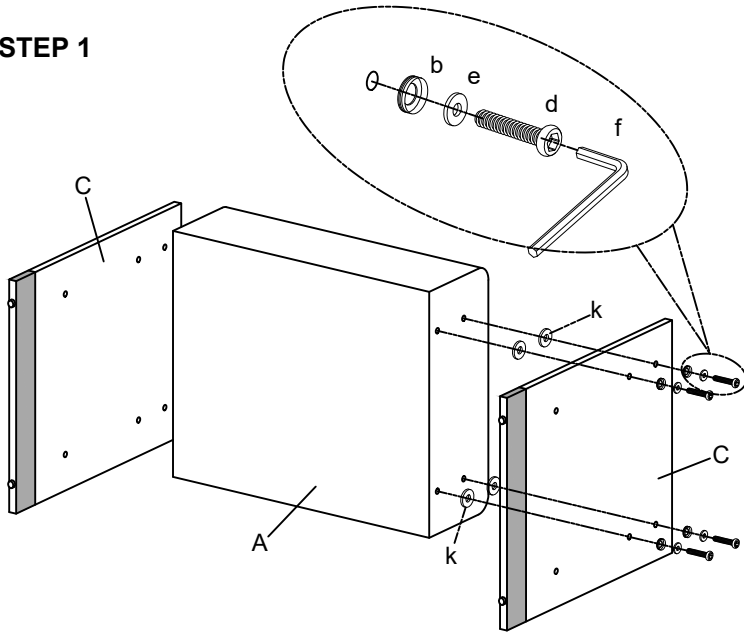




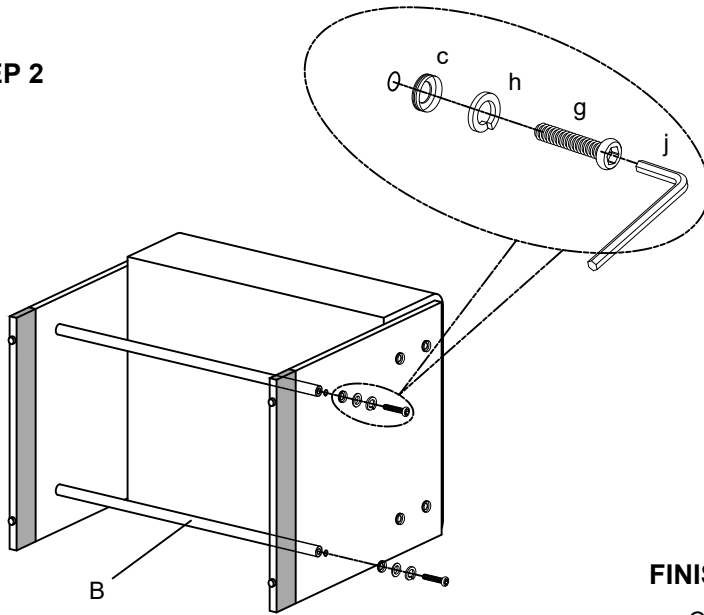
THANK YOU FOR PURCHASING THIS QUALITY PRODUCT.

BE SURE TO CHECK ALL PACKING MATERIAL CAREFULLY FOR SMALL PARTS THAT MAY HAVE COME LOOSE INSIDE THE CARTON DURING TRANSIT.

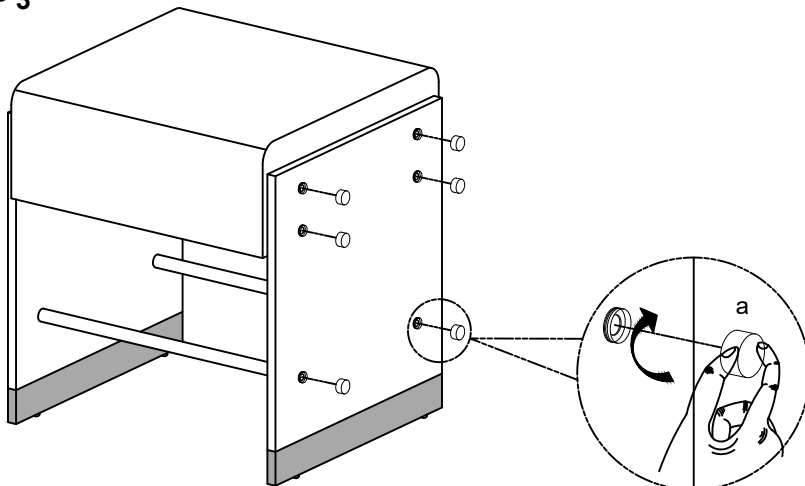
STEP 1



STEP 2



STEP 3



PART LIST

NO	DESC	SIZE (MM)	SKETCH	QTY
A	Seat	580x460x180		1 PC
B	Stretcher	Ø25x570		2 PC
C	Leg	590x400x18		2 PCS

HARDWARE LIST

NO	DESC	SIZE (MM)	SKETCH	QTY
a	Cap Nut	Ø18mm		12PCS
b	Screw Cap	1/4		8PCS
c	Screw Cap	5/16		4PCS
d	Bolt	1/4x38mm		8PCS
e	Flat Washer	1/4x13mm		8PCS
f	Allen Key	4mm		1PC
g	Bolt	5/16x44mm		4PCS
h	Spring Washer	5/16x12mm		4PCS
j	Allen Key	5mm		1PC
k	Flat Washer	5/16x19mm		8PCS

FINISHED

Confirm the product is level on the ground and adjust the adjustable glides if needed.

