







## Assembly Instructions

Item No. : 5183140

### HOW TO ASSEMBLE

Step1 - Match Holes of Plates (A,B,C,D) onto slots on Leg post (A,B,C,D) as shown. Insert Bolt (2) and tighten with Allen Key (3).

Step2 -Turn the Table upright. Table is now ready for use.

 15 MIN	
①  X 1	A, B, C, D.  X 4
2  X 12	3  X 1

