










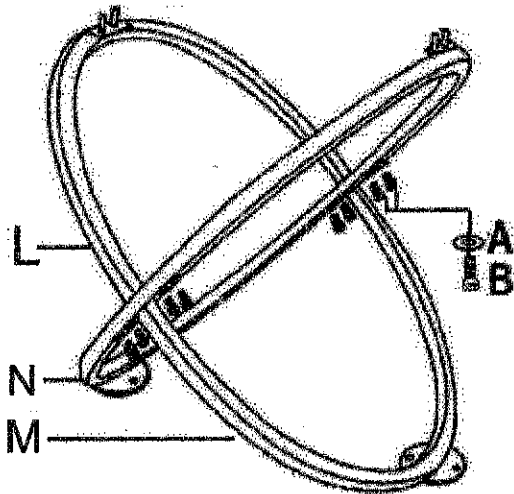
## ASSEMBLY INSTRUCTIONS

MOOEL:#9672-COCKTAIL TABLE(08/2021) V#12600JG1 PAGE 1 OF 2

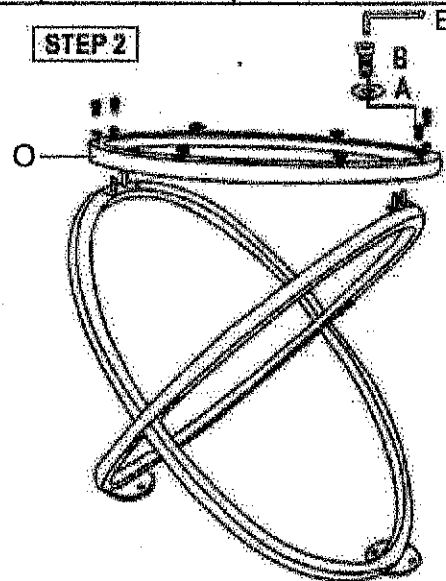
NOTE: THIS ITEM NOT RECOMMENDED FOR COMMERCIAL USE  
KEEP THIS DOCUMENT FOR REFERENCE IN CASE PARTS ARE NEEDED  
DO NOT TIGHTEN SCREWS UNTIL COMPLETELY ASSEMBLED!!

NO	DESCRIPTION	QTY	NO	DESCRIPTION	QTY
A	 WASHERS M8*16MM	16PCS	K	 CKTL TOP GLASS 47"*28"*12MM	1PC
B	 BOLTS M6x12MM	12PCS	L	 CKTL BASES	1PC
C	 BOLTS M8x10MM	4PCS	M	 CKTL BASES	1PC
E	 CURVED WASHERS	1PC	N	 CKTL BASES	1PC
			O	 CKTL BASES	1PC

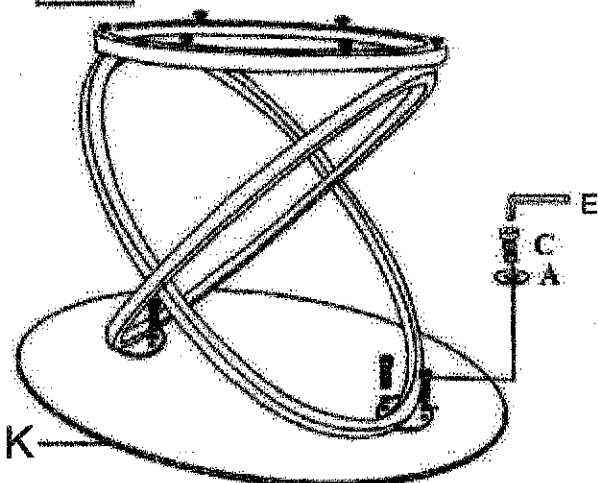
**STEP 1**




**STEP 2**



**STEP 3**












**STEP 4**



## ASSEMBLY INSTRUCTIONS

MOOEL:#9672-END TABLE(08/2021) V#12600JG1 2 OF 2

NOTE: THIS ITEM NOT RECOMMENDED FOR COMMERCIAL USE  
KEEP THIS DOCUMENT FOR REFERENCE IN CASE PARTS ARE NEEDED  
DO NOT TIGHTEN SCREWS UNTIL COMPLETELY ASSEMBLED!!

NO	DESCRIPTION	QTY	NO	DESCRIPTION	QTY
A	 WASHERS M8*16MM	32PCS	F	 END TOP GLASS 25"DIA*12MM	2PCS
B	 BOLTS M6x12MM	24PCS	G	 END BASES /	2PCS
C	 BOLTS M8x10MM	8PCS	H	 END BASES	2PCS
E	 CURVED WASHERS	1PC	I	 END BASES	2PCS
			J	 END BASES	2PCS

