




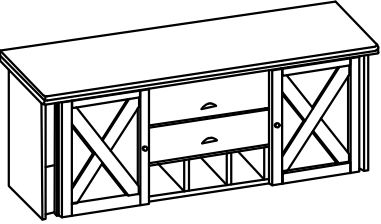
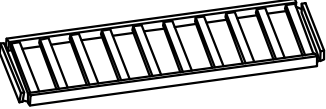
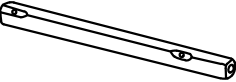


ASSEMBLY INSTRUCTION

MODEL:#5812 - 524 (V#12600SKF11)

**NOTE: THIS ITEM NOT RECOMMENDED FOR COMMERCIAL USE
KEEP THIS DOCUMENT FOR REFERENCE IN CASE PARTS ARE NEEDED
DO NOT TIGHTEN SCREWS UNTIL COMPLETELY ASSEMBLED !!**

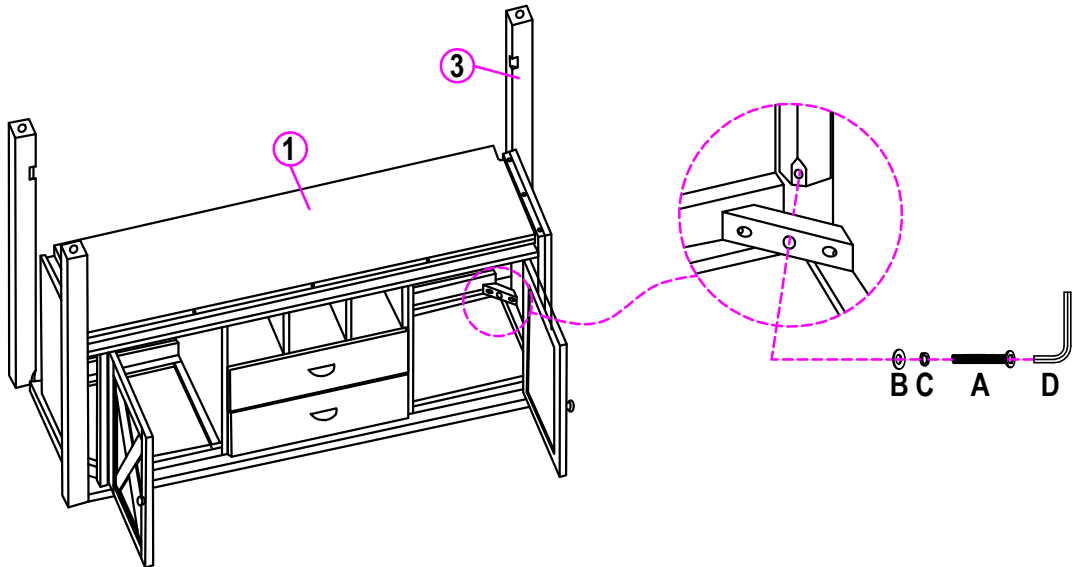
HARDWARE LIST			
NO		DESCRIPTION	QTY
A		BOLT 5/16" x 63.5MM	8PCS
B		WASHER 2 x 5/16" x 22MM	8PCS
C		LOCK WASHER 1 x 5/16" x 12MM	8PCS
D		ALLEN KEY 4MM	1PC
E		TIPPING RESTRAINT	1SET

PART LIST			
NO		DESCRIPTION	QTY
1		TABLE TOP	1PC
2		BOTTOM PANEL	1PC
3		LEG	4PCS

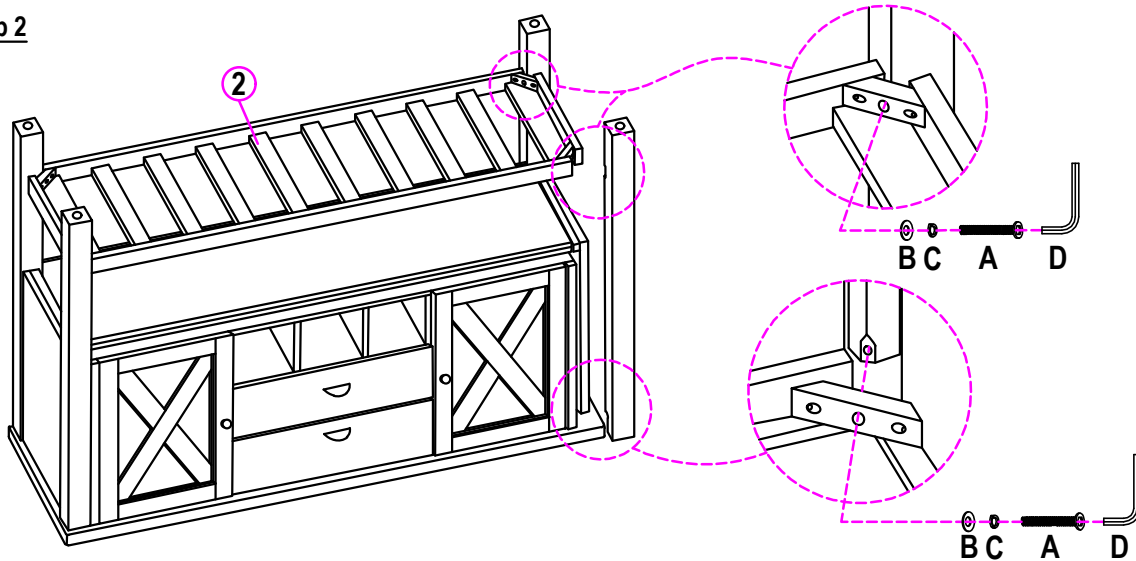
ASSEMBLY INSTRUCTION

MODEL:#5812 - 524 (V#12600SKF11)

Step 1



Step 2



Step 3

★ Remark : there is a tip restraint kit provided on the back of this product. Please read the directions thoroughly and install immediately when placing in home

