









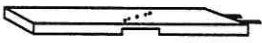





# ASSEMBLY INSTRUCTION

MODEL:#5812 - 500TP/BA (V#12600SKFI1)

**NOTE: THIS ITEM NOT RECOMMENDED FOR COMMERCIAL USE  
KEEP THIS DOCUMENT FOR REFERENCE IN CASE PARTS ARE NEEDED  
DO NOT TIGHTEN SCREWS UNTIL COMPLETELY ASSEMBLED !!**

HARDWARE LIST			
NO		DESCRIPTION	QTY
1		SHORT BOLT 1/4" x 35MM	4PCS
2		LONG BOLT 1/4" x 63.5MM	4PCS
3		NUT 6 x 5/16" x 12MM	8PCS
4		LOCK WASHER 1 x 1/4" x 11MM	8PCS
5		LOCK WASHER 1 x 5/16" x 12MM	8PCS
6		WASHER 2 x 1/4" x 12MM	8PCS
7		WASHER 2 x 5/16" x 22MM	8PCS
8		WRENCH 12MM	1PC
9		ALLEN KEY 4MM	1PC

PART LIST			
NO		DESCRIPTION	QTY
A		TABLE TOP	1PC
B		RIGHT TABLE LEG	2PCS
C		LEFT TABLE LEG	2PCS
D		V BAR	1PC
E		WOOD CAP	2PCS