
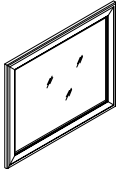
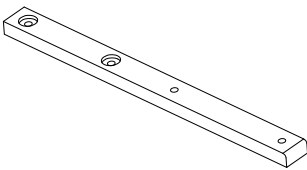




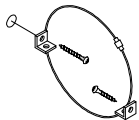


ASSEMBLY INSTRUCTIONS

MODEL # : 338-140 RECTANGLE WOOD MIRROR (V#12600HMOVY)
MODEL # : 338-132 BREAKFRONT DRESSER (V#12600HMOVY)

NOTE: KEEP THIS DOCUMENT FOR REFERENCE IN CASE PARTS ARE NEEDED
 DO NOT TIGHTEN SCREWS UNTIL COMPLETELY ASSEMBLED!!
 UNIT SHOULD BE ASSEMBLED BY TWO OR MORE PEOPLE.

No	PART LIST		Q'TY
A		BREAKFRONT DRESSER	1PC
B		RECTANGLE WOOD MIRROR	1PC
C		MIRROR SUPPORTS	2PCS

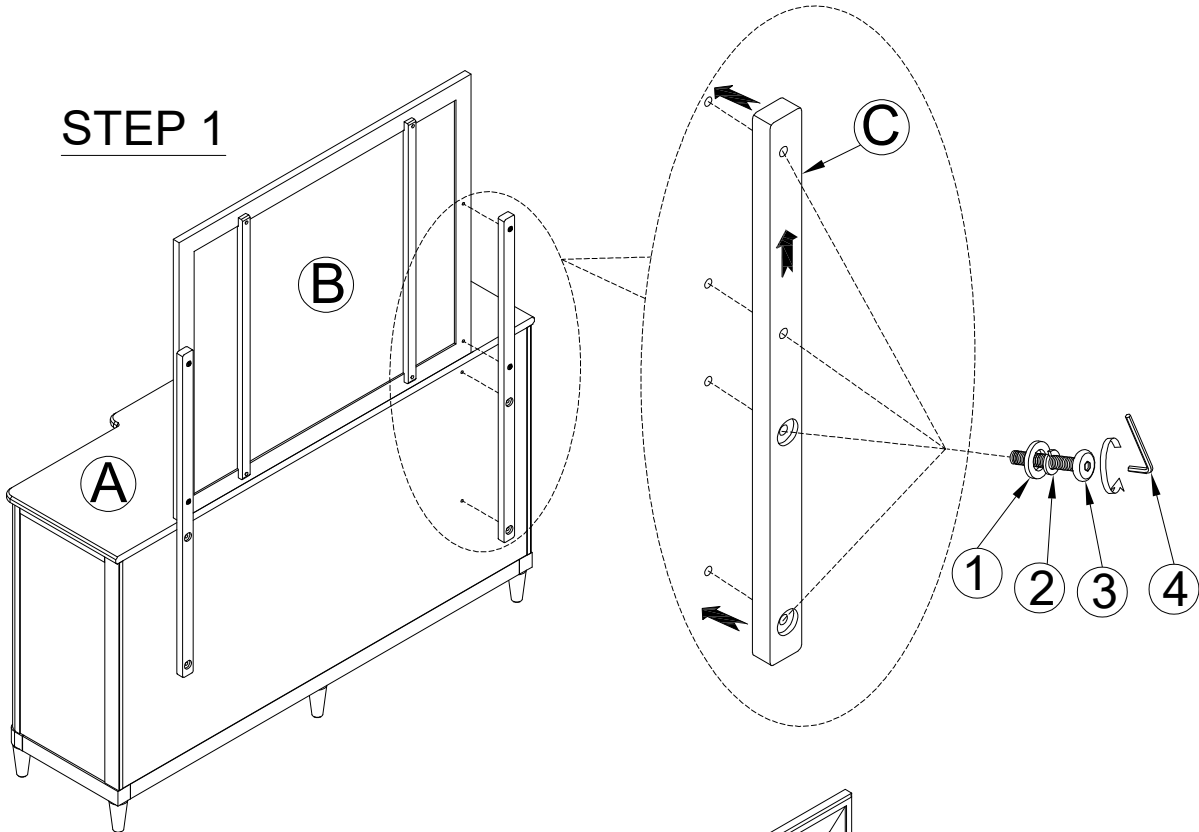
No	HARDWARE LIST		Q'TY
1		FLAT WASHER	ø1/4 x 19 x 1.5mm 8PCS
2		LOCK WASHER	ø1/4 x 13 x 1mm 8PCS
3		ALLEN BOLT	ø1/4 x 1-1/2" 8PCS
4		ALLEN KEY 4MM	1PC
5		FURNITURE TIPPING RESTRAINT (NOT INCLUDED SCREWDRIVER)	1SET

ASSEMBLY INSTRUCTIONS

MODEL # : 338-140 RECTANGLE WOOD MIRROR (V#12600HMVY)
MODEL # : 338-132 BREAKFRONT DRESSER (V#12600HMVY)

NOTE: KEEP THIS DOCUMENT FOR REFERENCE IN CASE PARTS ARE NEEDED
DO NOT TIGHTEN SCREWS UNTIL COMPLETELY ASSEMBLED!!
UNIT SHOULD BE ASSEMBLED BY TWO OR MORE PEOPLE.

STEP 1



STEP 2

★ Remark: there is a tip restraint kit provided on the back of this product. Please read the directions thoroughly and install immediately when placed in home.

