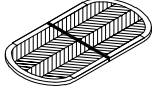

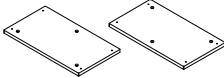

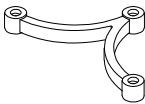



ASSEMBLY INSTRUCTIONS

MODEL # : 338- 502 PILLAR DINING TABLE (V#12600HMOVY)

NOTE: KEEP THIS DOCUMENT FOR REFERENCE IN CASE PARTS ARE NEEDED
DO NOT TIGHTEN SCREWS UNTIL COMPLETELY ASSEMBLED!!
UNIT SHOULD BE ASSEMBLED BY TWO OR MORE PEOPLE.

No		PART LIST	Q'TY
A		DINING TABLE TOP	1PC
B		LEAF TOP	1PC
C		MOUNTING PLATE	2PCS
D		UPPER LEGS	6PCS
E		BASE STRETCHER	2PCS
F		LOWER LEGS	6PCS

No		HARDWARE LIST		Q'TY
1		FLAT WASHER	$\varnothing 5/16 \times 19 \times 1.5\text{mm}$	14PCS
2		LOCK WASHER	$\varnothing 5/16 \times 13 \times 1\text{mm}$	14PCS
3		ALLEN BOLT	$\varnothing 5/16 \times 2''$	14PCS
4		ALLEN KEY	2-3/8 x 4mm	1PC

ASSEMBLY INSTRUCTIONS

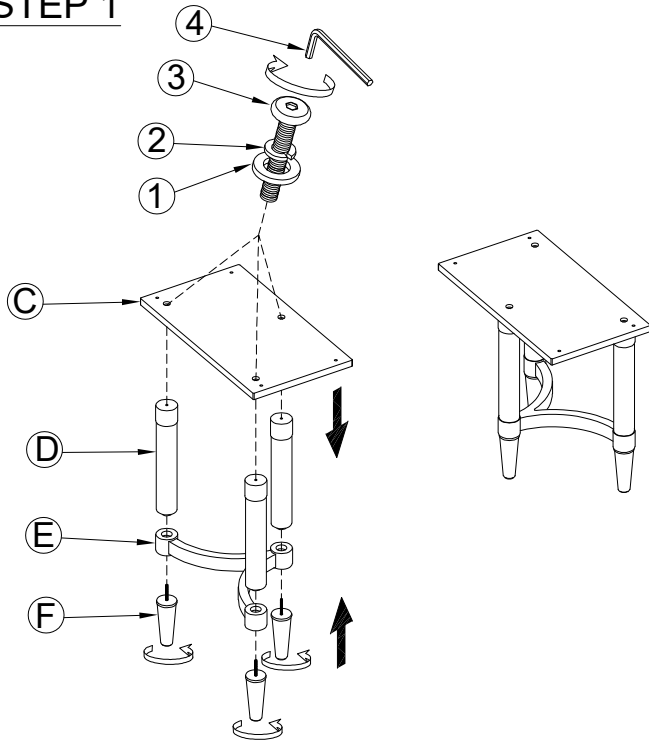
MODEL # : 338- 502

PILLAR DINING TABLE

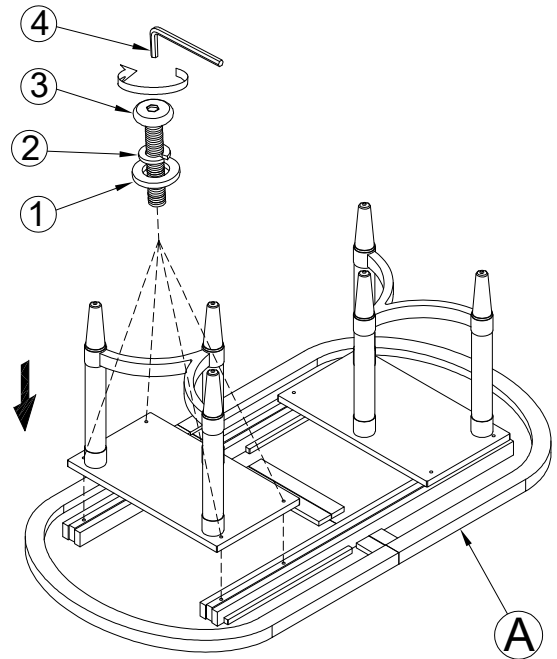
(V#12600HMOVY)

NOTE: KEEP THIS DOCUMENT FOR REFERENCE IN CASE PARTS ARE NEEDED
DO NOT TIGHTEN SCREWS UNTIL COMPLETELY ASSEMBLED!!
UNIT SHOULD BE ASSEMBLED BY TWO OR MORE PEOPLE.

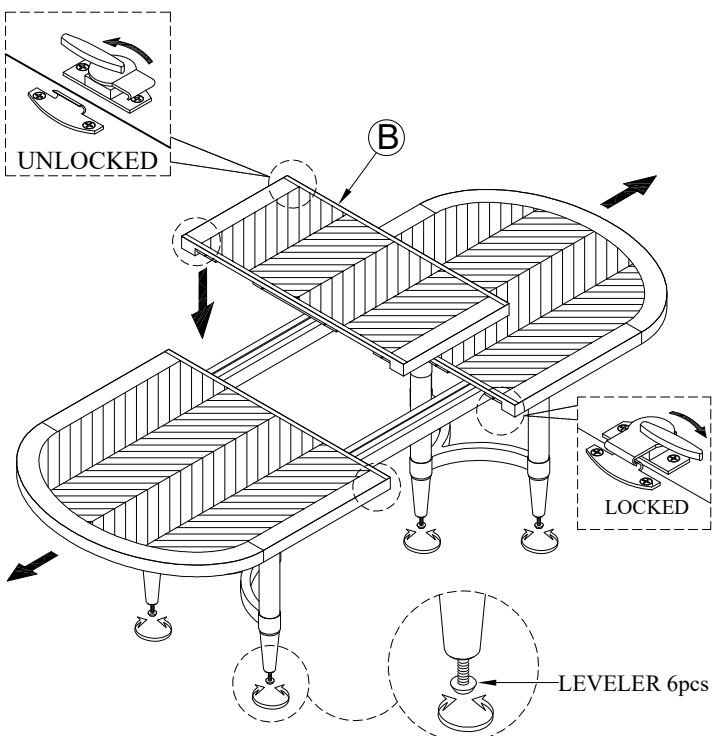
STEP 1



STEP 2



STEP 3



COMPLETED

