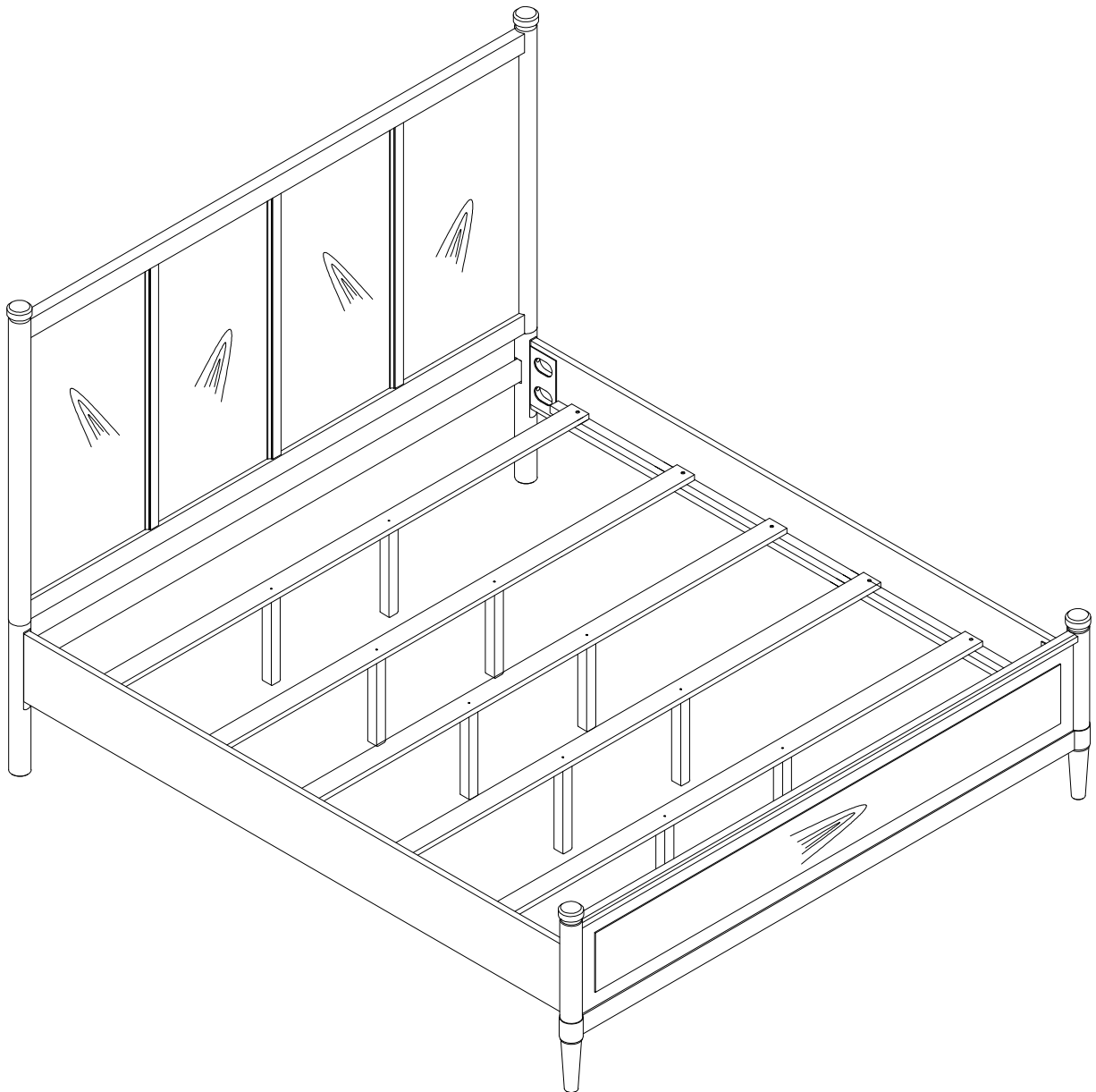


ASSEMBLY INSTRUCTIONS

MODEL # : 338-114HK KING LO-POST HEADBOARD (V#12600HMOVY)
MODEL # : 338-114FK KING LO-POST FOOTBOARD (V#12600HMOVY)
MODEL # : 338-109RL QUEEN/KING LO-POST RAILS (V#12600HMOVY)

NOTE: KEEP THIS DOCUMENT FOR REFERENCE IN CASE PARTS ARE NEEDED
DO NOT TIGHTEN SCREWS UNTIL COMPLETELY ASSEMBLED!!
UNIT SHOULD BE ASSEMBLED BY TWO OR MORE PEOPLE.



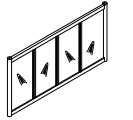
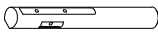


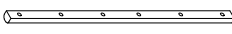
ASSEMBLY INSTRUCTIONS

MODEL # : 338-114HK KING LO-POST HEADBOARD (V#12600HMOVY)
MODEL # : 338-114FK KING LO-POST FOOTBOARD (V#12600HMOVY)
MODEL # : 338-109RL QUEEN/KING LO-POST RAILS (V#12600HMOVY)

NOTE: KEEP THIS DOCUMENT FOR REFERENCE IN CASE PARTS ARE NEEDED
DO NOT TIGHTEN SCREWS UNTIL COMPLETELY ASSEMBLED!!

UNIT SHOULD BE ASSEMBLED BY TWO OR MORE PEOPLE.

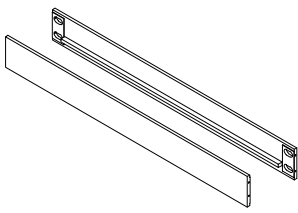
PART LIST OF #338-114HK KING LO-POST HEADBOARD

| No | DESCRIPTION | Q'TY |
|----|--|------|
| A |  HEADBOARD | 1PC |
| B |  HEADBOARD LEG (L) | 1PC |
| C |  HEADBOARD LEG (R) | 1PC |
| D |  HEADBOARD BOTTOM RAIL | 1PC |
| E |  SUPPORT HEADBOARD LEGS | 2PCS |

PART LIST OF #338-114FK KING LO-POST FOOTBOARD

| No | DESCRIPTION | Q'TY |
|----|---|-------|
| F |  FOOTBOARD | 1PC |
| G |  FOOTBOARD LEGS | 2PCS |
| H |  SLATS | 5PCS |
| I |  SUPPORT LEGS WITH LEVELER | 10PCS |

PART LIST OF #338-109RL QUEEN/KING LO-POST RAILS



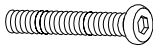





| No | DESCRIPTION | Q'TY |
|----|---|------|
| J |  SIDE RAIL | 2PCS |

ASSEMBLY INSTRUCTIONS

MODEL # : 338-114HK KING LO-POST HEADBOARD (V#12600HMOVY)
MODEL # : 338-114FK KING LO-POST FOOTBOARD (V#12600HMOVY)
MODEL # : 338-109RL QUEEN/KING LO-POST RAILS (V#12600HMOVY)

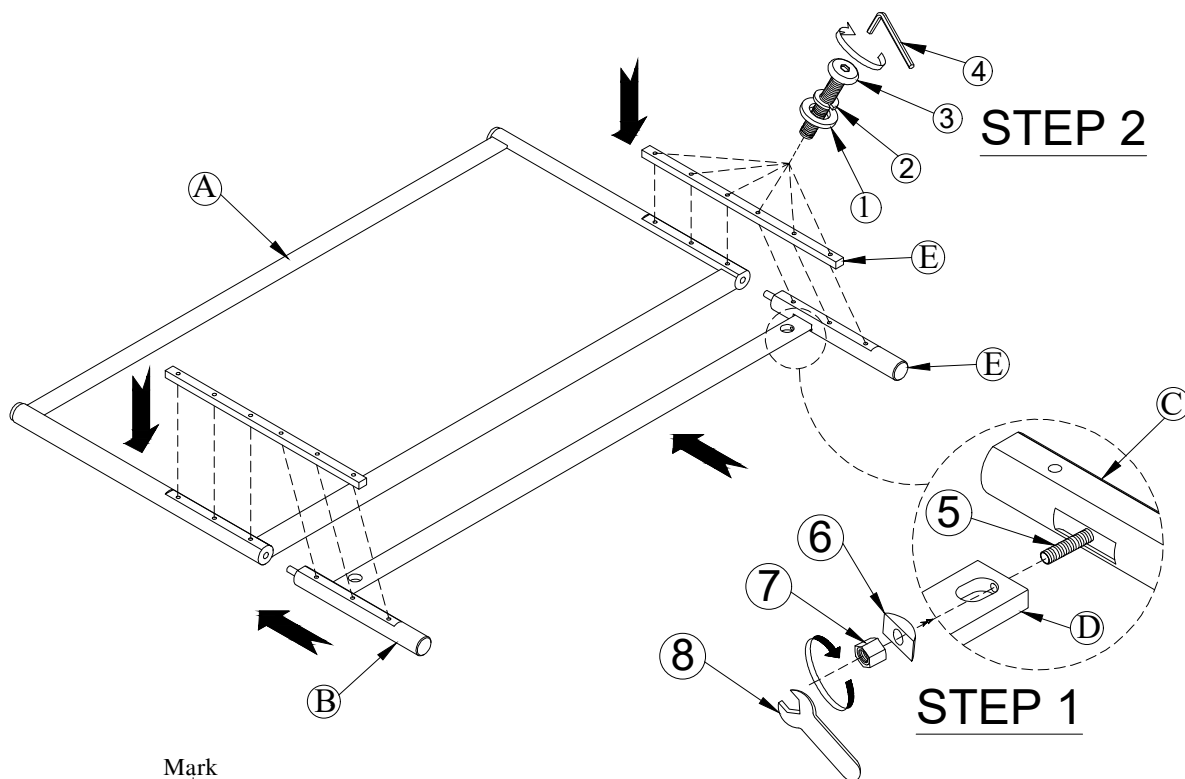
NOTE: KEEP THIS DOCUMENT FOR REFERENCE IN CASE PARTS ARE NEEDED
DO NOT TIGHTEN SCREWS UNTIL COMPLETELY ASSEMBLED!!
UNIT SHOULD BE ASSEMBLED BY TWO OR MORE PEOPLE.


HARDWARE LIST OF #388-114HK KING LO-POST HEADBOARD

| No | | DESCRIPTION | | Q'TY |
|----|---|----------------|--------------------|-------|
| 1 |  | FLAT WASHER | ø5/16 x 19 x 1.5mm | 12PCS |
| 2 |  | LOCK WASHER | ø5/16 x 13 x 1mm | 12PCS |
| 3 |  | ALLEN BOLT | ø5/16 x 1-3/4" | 12PCS |
| 4 |  | ALLEN KEY | 2-3/8" x 4mm | 1PC |
| 5 |  | THREAD BOLT | ø5/16 x 90mm | 10PCS |
| 6 |  | CURVED WASHERS | ø5/16 x DIA | 10PCS |
| 7 |  | HEX NUT | ø5/16 x DIA | 10PCS |
| 8 |  | OPEN WRENCH | 12mm | 1PC |

HARDWARE LIST OF #388-114FK KING LO-POST FOOTBOARD

| No | | DESCRIPTION | | Q'TY |
|----|---|-------------|--------------|-------|
| 9 |  | SCREW | 1-1/4" x 4mm | 10PCS |



Note: Side rail  ⁵ Mark HB or FB

ASSEMBLY INSTRUCTIONS

MODEL # : 338-114HK KING LO-POST HEADBOARD (V#12600HMOVY)
MODEL # : 338-114FK KING LO-POST FOOTBOARD (V#12600HMOVY)
MODEL # : 338-109RL QUEEN/KING LO-POST RAILS (V#12600HMOVY)

NOTE: KEEP THIS DOCUMENT FOR REFERENCE IN CASE PARTS ARE NEEDED
DO NOT TIGHTEN SCREWS UNTIL COMPLETELY ASSEMBLED!!
UNIT SHOULD BE ASSEMBLED BY TWO OR MORE PEOPLE.

