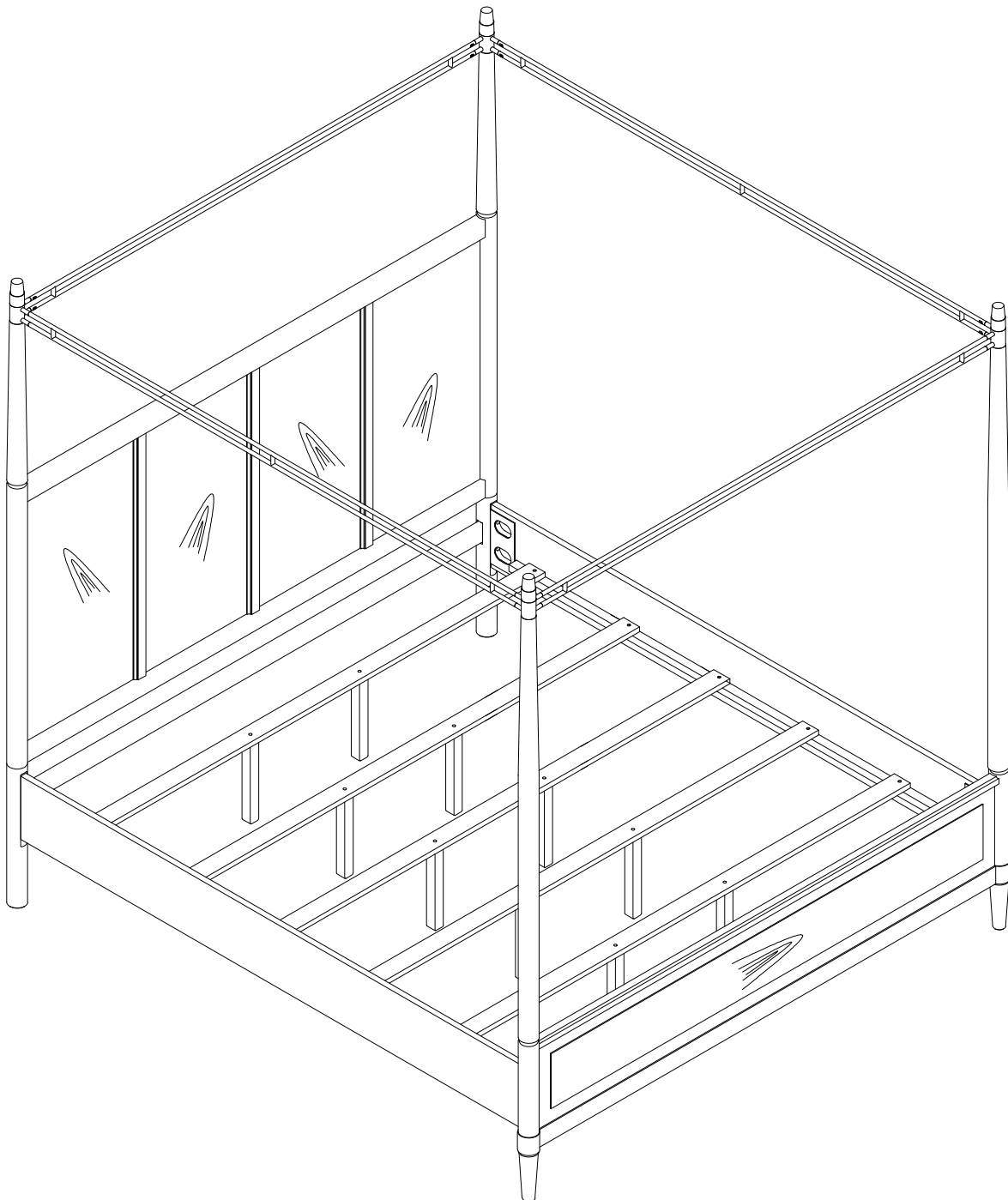


ASSEMBLY INSTRUCTIONS

| | | |
|----------------------------|---------------------------------|-----------------------|
| MODEL # : 338-114HK | KING LO-POST HEADBOARD | (V#12600HMOVY) |
| MODEL # : 338-114FK | KING LO-POST FOOTBOARD | (V#12600HMOVY) |
| MODEL # : 338-109RL | QUEEN/KING LO-POST RAILS | (V#12600HMOVY) |
| MODEL # : 338-113CP | KING CANOPY & POSTS | (V#12600HMOVY) |

NOTE: KEEP THIS DOCUMENT FOR REFERENCE IN CASE PARTS ARE NEEDED
DO NOT TIGHTEN SCREWS UNTIL COMPLETELY ASSEMBLED!!
UNIT SHOULD BE ASSEMBLED BY TWO OR MORE PEOPLE.



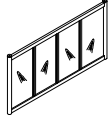
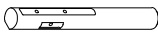
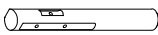

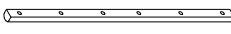
ASSEMBLY INSTRUCTIONS

MODEL # : 338-114HK KING LO-POST HEADBOARD (V#12600HMOVY)
MODEL # : 338-114FK KING LO-POST FOOTBOARD (V#12600HMOVY)
MODEL # : 338-109RL QUEEN/KING LO-POST RAILS (V#12600HMOVY)
MODEL # : 338-113CP KING CANOPY & POSTS (V#12600HMOVY)

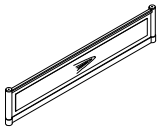
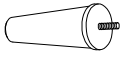


NOTE: KEEP THIS DOCUMENT FOR REFERENCE IN CASE PARTS ARE NEEDED
DO NOT TIGHTEN SCREWS UNTIL COMPLETELY ASSEMBLED!!

UNIT SHOULD BE ASSEMBLED BY TWO OR MORE PEOPLE.

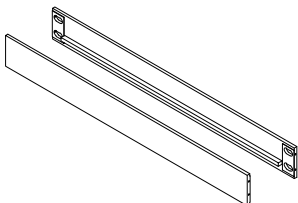
PART LIST OF #338-114HK KING LO-POST HEADBOARD

| No | DESCRIPTION | Q'TY |
|----|---|------|
| A |  HEADBOARD | 1PC |
| B |  HEADBOARD LEG (L) | 1PC |
| C |  HEADBOARD LEG (R) | 1PC |
| D |  HEADBOARD BOTTOM RAIL | 1PC |
| E |  SUPPORT HEADBOARD LEGS | 2PCS |

PART LIST OF #338-114FK KING LO-POST FOOTBOARD

| No | DESCRIPTION | Q'TY |
|----|---|-------|
| F |  FOOTBOARD | 1PC |
| G |  FOOTBOARD LEGS | 2PCS |
| H |  SLATS | 5PCS |
| I |  SUPPORT LEGS WITH LEVELER | 10PCS |

PART LIST OF #338-109RL QUEEN/KING LO-POST RAILS

| No | DESCRIPTION | Q'TY |
|----|---|------|
| J |  SIDE RAIL | 2PCS |







ASSEMBLY INSTRUCTIONS

| | | |
|----------------------------|---------------------------------|-----------------------|
| MODEL # : 338-114HK | KING LO-POST HEADBOARD | (V#12600HMOVY) |
| MODEL # : 338-114FK | KING LO-POST FOOTBOARD | (V#12600HMOVY) |
| MODEL # : 338-109RL | QUEEN/KING LO-POST RAILS | (V#12600HMOVY) |
| MODEL # : 338-113CP | KING CANOPY & POSTS | (V#12600HMOVY) |









NOTE: KEEP THIS DOCUMENT FOR REFERENCE IN CASE PARTS ARE NEEDED
DO NOT TIGHTEN SCREWS UNTIL COMPLETELY ASSEMBLED!!

UNIT SHOULD BE ASSEMBLED BY TWO OR MORE PEOPLE.

PART LIST OF #338-113CP KING CANOPY & POSTS

| No | DESCRIPTION | Q'TY |
|----|---|------|
| K |  TOP MOST CANOPY | 4PCS |
| L |  HEADBOARD POSTS | 2PCS |
| M |  FOOTBOARD POSTS | 2PCS |
| N |  HEADBOARD/ FOOTBOARD CANOPY | 2PCS |
| O |  SIDE CANOPY | 2PCS |
| P |  CANOPY CORNER | 4PCS |



HARDWARE LIST OF #388-114HK KING LO-POST HEADBOARD

| No | DESCRIPTION | Q'TY |
|----|--|-------|
| 1 |  FLAT WASHER | 12PCS |
| 2 |  LOCK WASHER | 12PCS |
| 3 |  ALLEN BOLT | 12PCS |
| 4 |  ALLEN KEY | 1PC |
| 5 |  THREAD BOLT | 10PCS |
| 6 |  CURVED WASHERS | 10PCS |
| 7 |  HEX NUT | 10PCS |
| 8 |  OPEN WRENCH | 1PC |

HARDWARE LIST OF #388-114FK KING LO-POST FOOTBOARD

| No | DESCRIPTION | Q'TY |
|----|---|-------|
| 9 |  SCREW | 10PCS |

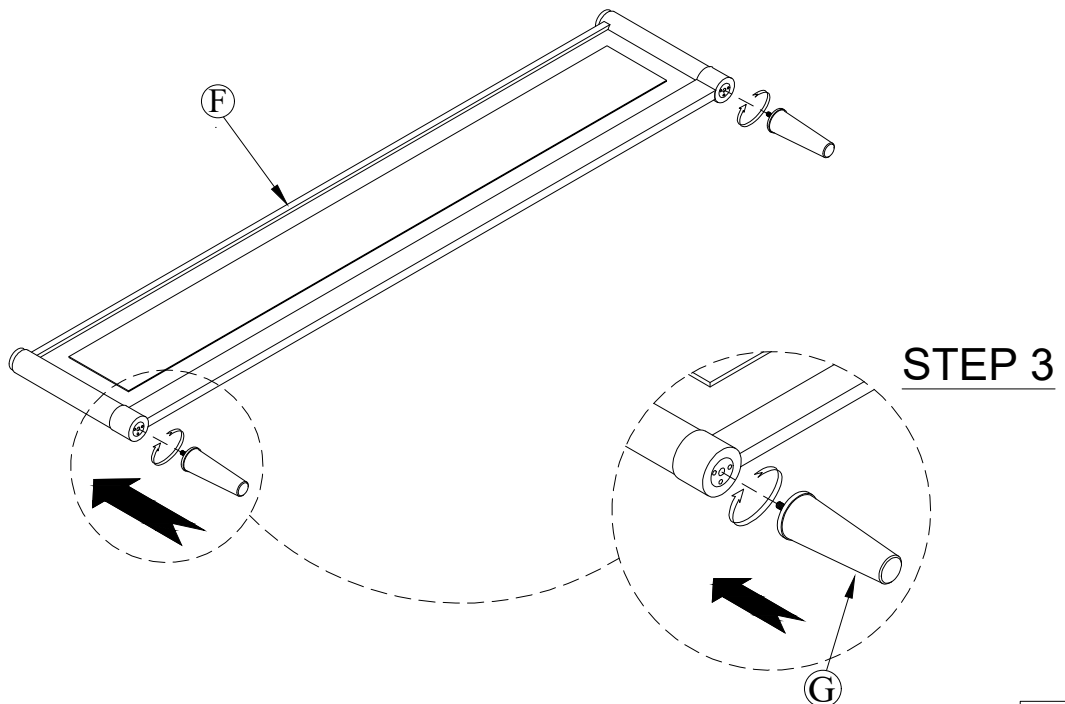
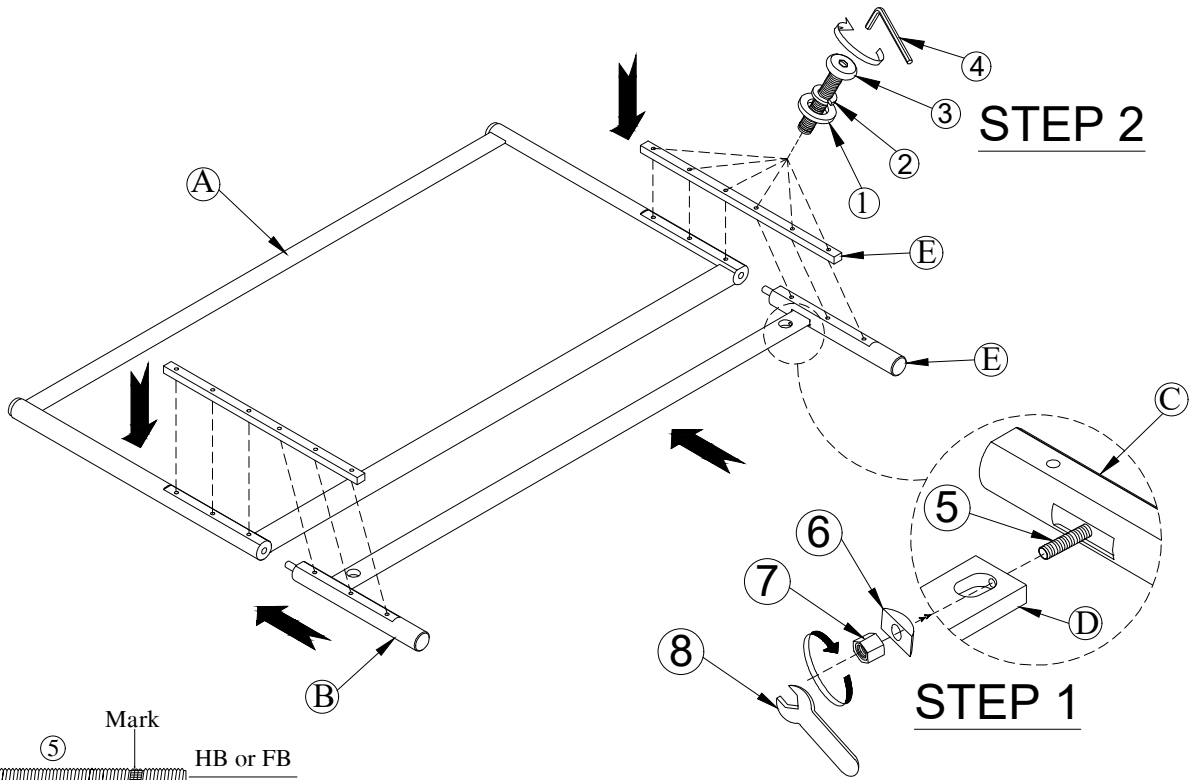
HARDWARE LIST OF #338-113CP KING CANOPY & POSTS

| No | DESCRIPTION | Q'TY |
|----|--|-------|
| 10 |  ALLEN BOLT | 16PCS |
| 11 |  ALLEN KEY | 1PC |

ASSEMBLY INSTRUCTIONS

| | | |
|---------------------|--------------------------|---------------|
| MODEL # : 338-114HK | KING LO-POST HEADBOARD | (V#12600HMVY) |
| MODEL # : 338-114FK | KING LO-POST FOOTBOARD | (V#12600HMVY) |
| MODEL # : 338-109RL | QUEEN/KING LO-POST RAILS | (V#12600HMVY) |
| MODEL # : 338-113CP | KING CANOPY & POSTS | (V#12600HMVY) |

NOTE: KEEP THIS DOCUMENT FOR REFERENCE IN CASE PARTS ARE NEEDED
DO NOT TIGHTEN SCREWS UNTIL COMPLETELY ASSEMBLED!!
UNIT SHOULD BE ASSEMBLED BY TWO OR MORE PEOPLE.



ASSEMBLY INSTRUCTIONS

| | | |
|---------------------|--------------------------|----------------|
| MODEL # : 338-114HK | KING LO-POST HEADBOARD | (V#12600HMOVY) |
| MODEL # : 338-114FK | KING LO-POST FOOTBOARD | (V#12600HMOVY) |
| MODEL # : 338-109RL | QUEEN/KING LO-POST RAILS | (V#12600HMOVY) |
| MODEL # : 338-113CP | KING CANOPY & POSTS | (V#12600HMOVY) |

NOTE: KEEP THIS DOCUMENT FOR REFERENCE IN CASE PARTS ARE NEEDED
 DO NOT TIGHTEN SCREWS UNTIL COMPLETELY ASSEMBLED!!
 UNIT SHOULD BE ASSEMBLED BY TWO OR MORE PEOPLE.

