

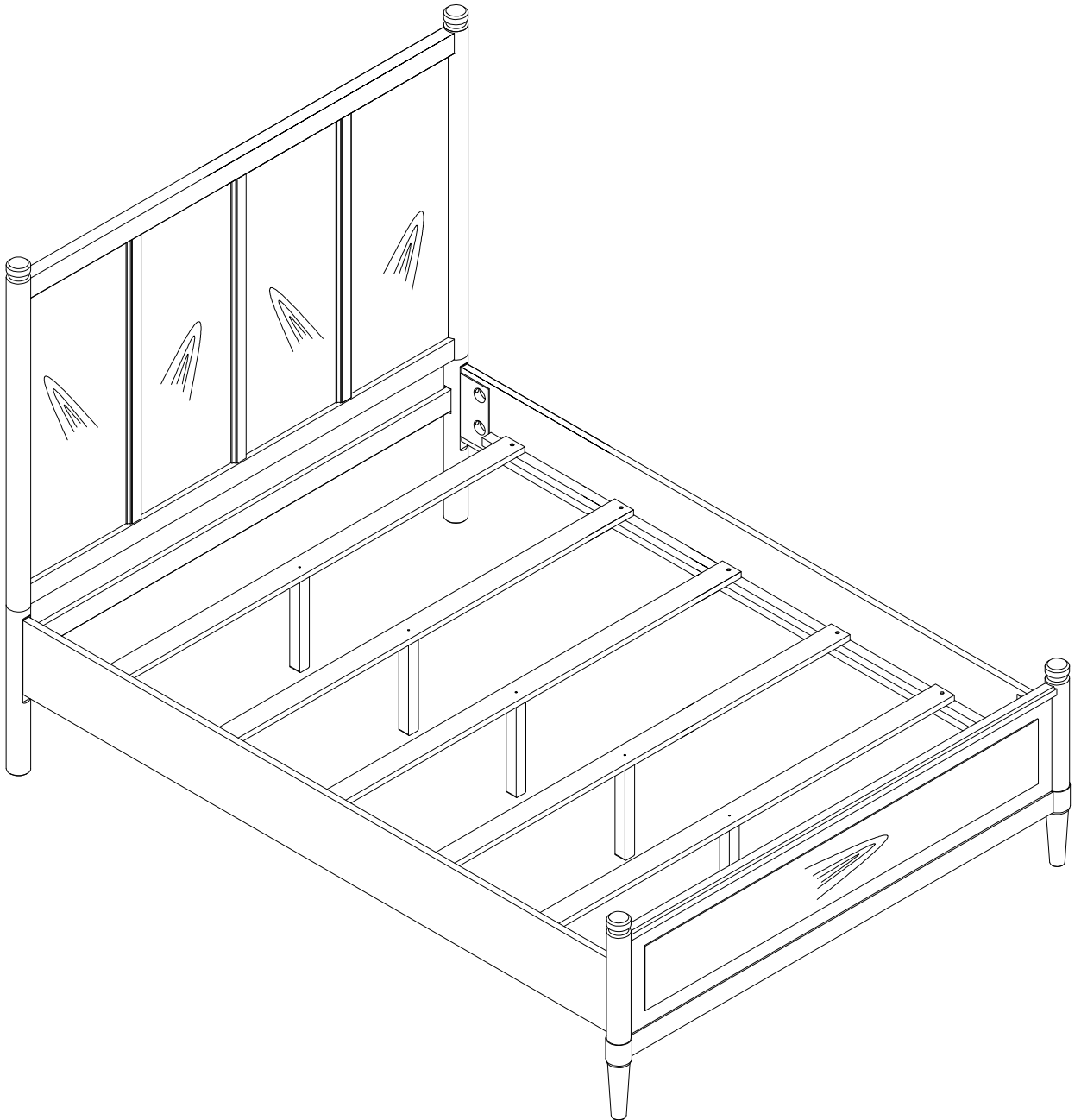
# ASSEMBLY INSTRUCTIONS

---

<b>MODEL # : 338-109HQ</b>	<b>QUEEN LO-POST HEADBOARD</b>	<b>(V#12600HMY)</b>
<b>MODEL # : 338-109FQ</b>	<b>QUEEN LO-POST FOOTBOARD</b>	<b>(V#12600HMY)</b>
<b>MODEL # : 338-109RL</b>	<b>QUEEN/KING LO-POST RAILS</b>	<b>(V#12600HMY)</b>

---

NOTE: KEEP THIS DOCUMENT FOR REFERENCE IN CASE PARTS ARE NEEDED  
DO NOT TIGHTEN SCREWS UNTIL COMPLETELY ASSEMBLED!!  
UNIT SHOULD BE ASSEMBLED BY TWO OR MORE PEOPLE.

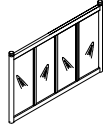
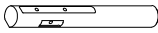
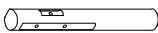




# ASSEMBLY INSTRUCTIONS

**MODEL # : 338-109HQ    QUEEN LO-POST HEADBOARD    (V#12600HMVY)**  
**MODEL # : 338-109FQ    QUEEN LO-POST FOOTBOARD    (V#12600HMVY)**  
**MODEL # : 338-109RL    QUEEN/KING LO-POST RAILS    (V#12600HMVY)**

NOTE: KEEP THIS DOCUMENT FOR REFERENCE IN CASE PARTS ARE NEEDED  
 DO NOT TIGHTEN SCREWS UNTIL COMPLETELY ASSEMBLED!!  
 UNIT SHOULD BE ASSEMBLED BY TWO OR MORE PEOPLE.

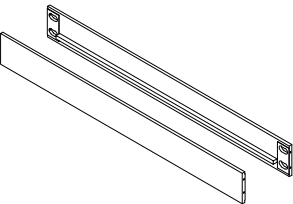
## PART LIST OF #338-109HQ QUEEN LO-POST HEADBOARD

No	DESCRIPTION	Q'TY
A	 HEADBOARD	1PC
B	 HEADBOARD LEG (L)	1PC
C	 HEADBOARD LEG (R)	1PC
D	 HEADBOARD BOTTOM RAIL	1PC
E	 SUPPORT HEADBOARD LEGS	2PCS

## PART LIST OF #338-109FQ QUEEN LO-POST FOOTBOARD

No	DESCRIPTION	Q'TY
F	 FOOTBOARD	1PC
G	 FOOTBOARD LEGS	2PCS
H	 SLATS	5PCS
I	 SUPPORT LEGS WITH LEVELER	5PCS

## PART LIST OF #338-109RL QUEEN/KING LO-POST RAILS









No	DESCRIPTION	Q'TY
J	 SIDE RAIL	2PCS

# ASSEMBLY INSTRUCTIONS

<b>MODEL # : 338-109HQ</b>	<b>QUEEN LO-POST HEADBOARD</b>	<b>(V#12600HMVY)</b>
<b>MODEL # : 338-109FQ</b>	<b>QUEEN LO-POST FOOTBOARD</b>	<b>(V#12600HMVY)</b>
<b>MODEL # : 338-109RL</b>	<b>QUEEN/KING LO-POST RAILS</b>	<b>(V#12600HMVY)</b>

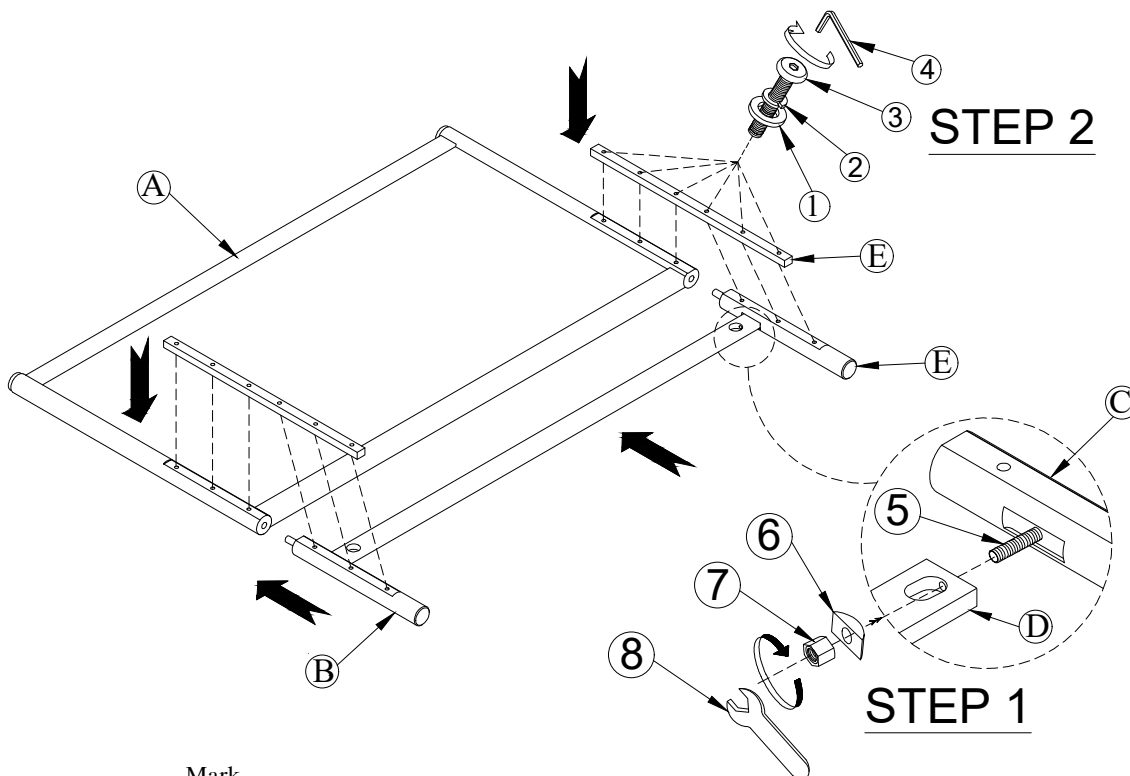
NOTE: KEEP THIS DOCUMENT FOR REFERENCE IN CASE PARTS ARE NEEDED  
DO NOT TIGHTEN SCREWS UNTIL COMPLETELY ASSEMBLED!!  
UNIT SHOULD BE ASSEMBLED BY TWO OR MORE PEOPLE.


## HARDWARE LIST OF #338-109HQ QUEEN LO-POST HEADBOARD

No		DESCRIPTION	Q'TY	
1		FLAT WASHER	ø5/16 x 19 x 1.5mm	12PCS
2		LOCK WASHER	ø5/16 x 13 x 1mm	12PCS
3		ALLEN BOLT	ø5/16 x 1-3/4"	12PCS
4		ALLEN KEY	2-3/8" x 4mm	1PC
5		THREAD BOLT	ø5/16 x 90mm	10PCS
6		CURVED WASHERS	ø5/16 x DIA	10PCS
7		HEX NUT	ø5/16 x DIA	10PCS
8		OPEN WRENCH	12mm	1PC

## HARDWARE LIST OF #338-109FQ QUEEN LO-POST FOOTBOARD

No		DESCRIPTION	Q'TY	
9		SCREW	1-1/4" x 4mm	10PCS



**Note:** Side rail  Mark  HB or FB

# ASSEMBLY INSTRUCTIONS

MODEL # : 338-109HQ    QUEEN LO-POST HEADBOARD    (V#12600HMY)  
MODEL # : 338-109FQ    QUEEN LO-POST FOOTBOARD    (V#12600HMY)  
MODEL # : 338-109RL    QUEEN/KING LO-POST RAILS    (V#12600HMY)

NOTE: KEEP THIS DOCUMENT FOR REFERENCE IN CASE PARTS ARE NEEDED  
DO NOT TIGHTEN SCREWS UNTIL COMPLETELY ASSEMBLED!!  
UNIT SHOULD BE ASSEMBLED BY TWO OR MORE PEOPLE.

