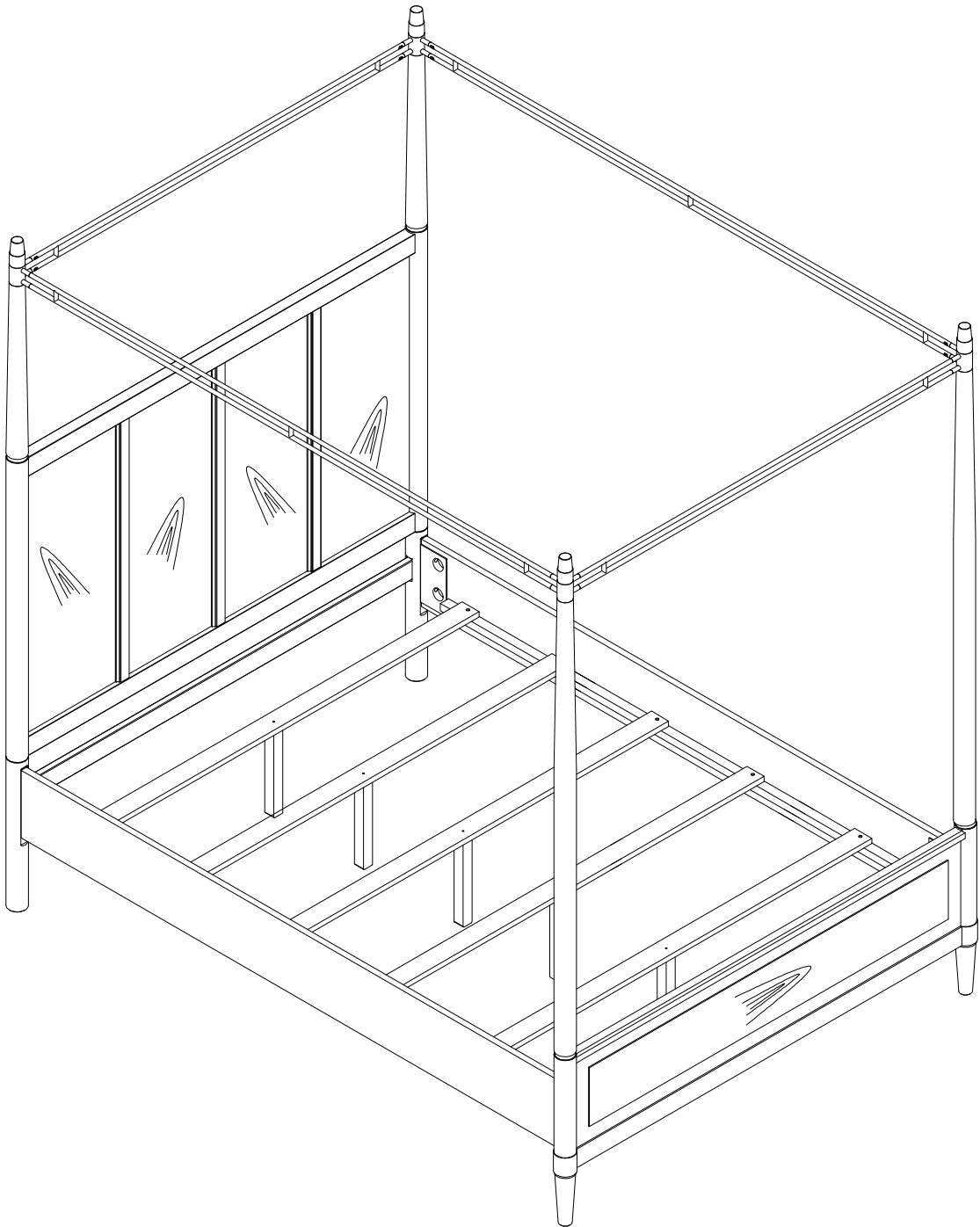


ASSEMBLY INSTRUCTIONS

MODEL # : 338-109HQ	QUEEN LO-POST HEADBOARD	(V#12600HMY)
MODEL # : 338-109FQ	QUEEN LO-POST FOOTBOARD	(V#12600HMY)
MODEL # : 338-109RL	QUEEN/KING LO-POST RAILS	(V#12600HMY)
MODEL # : 338-108CP	QUEEN CANOPY & POSTS	(V#12600HMY)

NOTE: KEEP THIS DOCUMENT FOR REFERENCE IN CASE PARTS ARE NEEDED
DO NOT TIGHTEN SCREWS UNTIL COMPLETELY ASSEMBLED!!
UNIT SHOULD BE ASSEMBLED BY TWO OR MORE PEOPLE.



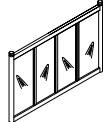
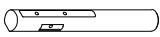
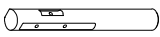


ASSEMBLY INSTRUCTIONS

MODEL # : 338-109HQ	QUEEN LO-POST HEADBOARD	(V#12600HMVY)
MODEL # : 338-109FQ	QUEEN LO-POST FOOTBOARD	(V#12600HMVY)
MODEL # : 338-109RL	QUEEN/KING LO-POST RAILS	(V#12600HMVY)
MODEL # : 338-108CP	QUEEN CANOPY & POSTS	(V#12600HMVY)

NOTE: KEEP THIS DOCUMENT FOR REFERENCE IN CASE PARTS ARE NEEDED
DO NOT TIGHTEN SCREWS UNTIL COMPLETELY ASSEMBLED!!

UNIT SHOULD BE ASSEMBLED BY TWO OR MORE PEOPLE.

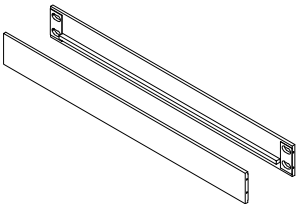
PART LIST OF #338-109HQ QUEEN LO-POST HEADBOARD

No	DESCRIPTION	Q'TY
A	 HEADBOARD	1PC
B	 HEADBOARD LEG (L)	1PC
C	 HEADBOARD LEG (R)	1PC
D	 HEADBOARD BOTTOM RAIL	1PC
E	 SUPPORT HEADBOARD LEGS	2PCS

PART LIST OF #338-109FQ QUEEN LO-POST FOOTBOARD

No	DESCRIPTION	Q'TY
F	 FOOTBOARD	1PC
G	 FOOTBOARD LEGS	2PCS
H	 SLATS	5PCS
I	 SUPPORT LEGS WITH LEVELER	5PCS

PART LIST OF #338-109RL QUEEN/KING LO-POST RAILS







No	DESCRIPTION	Q'TY
J	 SIDE RAIL	2PCS

ASSEMBLY INSTRUCTIONS









MODEL # : 338-109HQ	QUEEN LO-POST HEADBOARD	(V#12600HMVY)
MODEL # : 338-109FQ	QUEEN LO-POST FOOTBOARD	(V#12600HMVY)
MODEL # : 338-109RL	QUEEN/KING LO-POST RAILS	(V#12600HMVY)
MODEL # : 338-108CP	QUEEN CANOPY & POSTS	(V#12600HMVY)

NOTE: KEEP THIS DOCUMENT FOR REFERENCE IN CASE PARTS ARE NEEDED
DO NOT TIGHTEN SCREWS UNTIL COMPLETELY ASSEMBLED!!
UNIT SHOULD BE ASSEMBLED BY TWO OR MORE PEOPLE.

PART LIST OF #338-108CP QUEEN CANOPY & POSTS

No		DESCRIPTION	Q'TY
K		TOP MOST CANOPY	4PCS
L		HEADBOARD POSTS	2PCS
M		FOOTBOARD POSTS	2PCS
N		HEADBOARD/ FOOTBOARD CANOPY	2PCS
O		SIDE CANOPY	2PCS
P		CANOPY CORNER	4PCS



HARDWARE LIST OF #338-109HQ QUEEN LO-POST HEADBOARD

No		DESCRIPTION	Q'TY	
1		FLAT WASHER	ø5/16 x 19 x 1.5mm	12PCS
2		LOCK WASHER	ø5/16 x 13 x 1mm	12PCS
3		ALLEN BOLT	ø5/16 x 1-3/4"	12PCS
4		ALLEN KEY	2-3/8" x 4mm	1PC
5		THREAD BOLT	ø5/16 x 90mm	10PCS
6		CURVED WASHERS	ø5/16 x DIA	10PCS
7		HEX NUT	ø5/16 x DIA	10PCS
8		OPEN WRENCH	12mm	1PC

HARDWARE LIST OF #338-109FQ QUEEN LO-POST FOOTBOARD

No		DESCRIPTION	Q'TY	
9		SCREW	1-1/4" x 4mm	10PCS

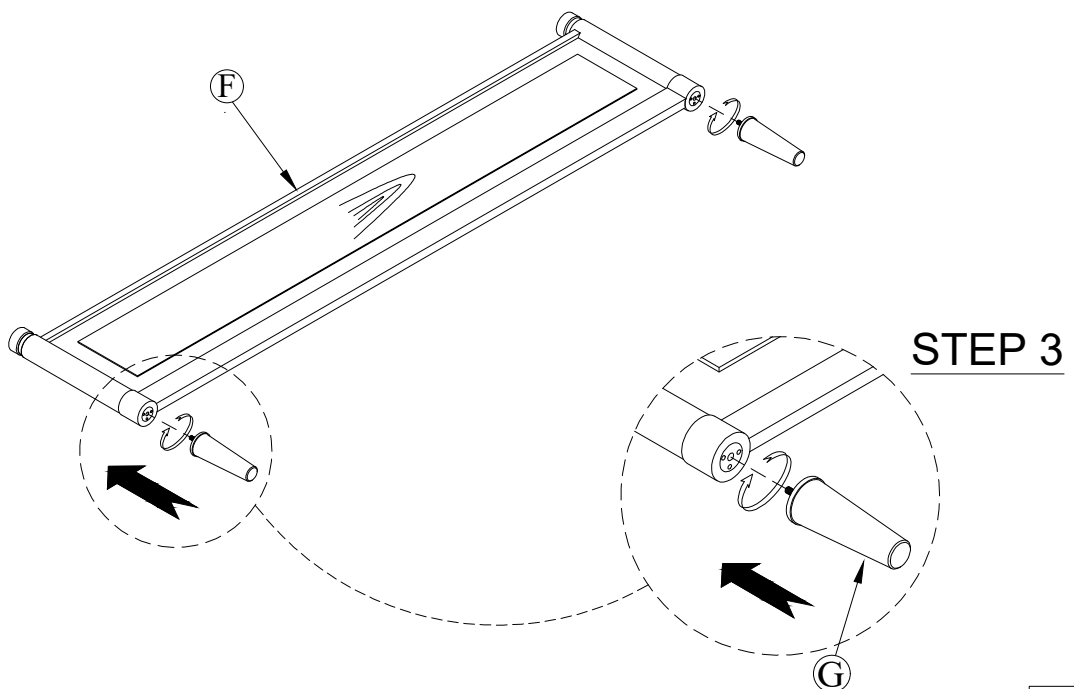
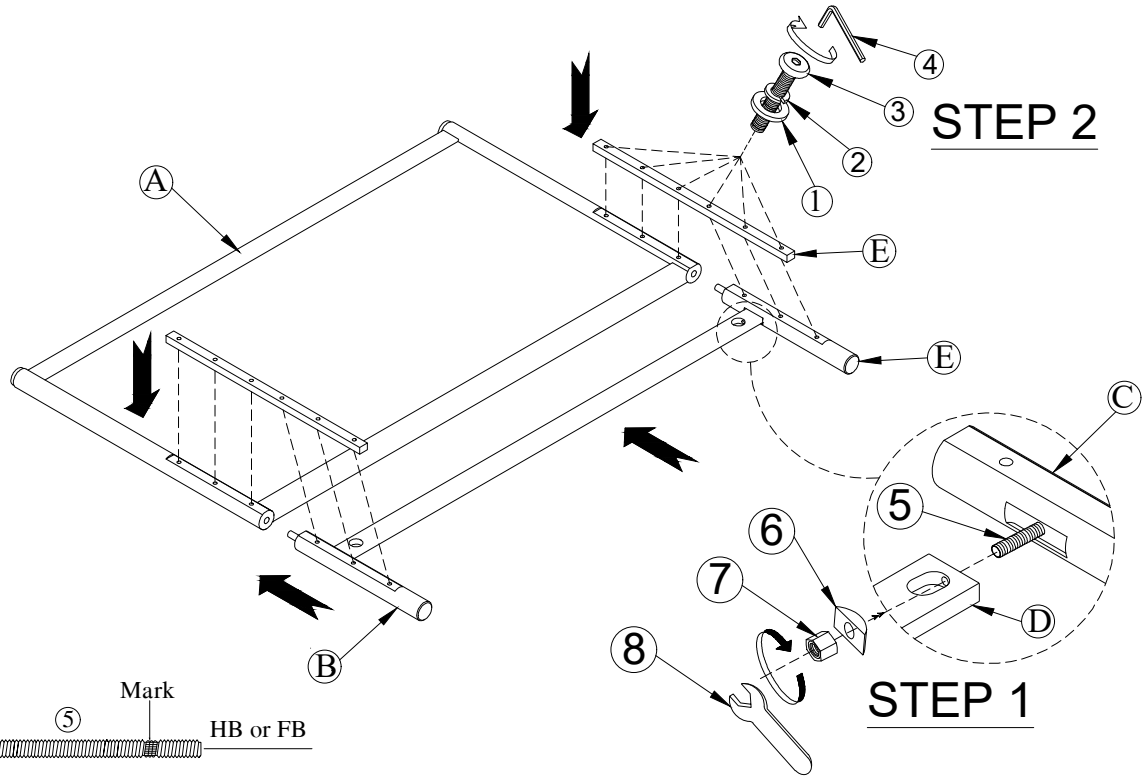
HARDWARE LIST OF #338-108CP QUEEN CANOPY & POSTS

No		DESCRIPTION	Q'TY	
10		ALLEN BOLT	ø1/4 x 1/2"	16PCS
11		ALLEN KEY	2-3/8" x 4mm	1PC

ASSEMBLY INSTRUCTIONS

MODEL # : 338-109HQ	QUEEN LO-POST HEADBOARD	(V#12600HMVY)
MODEL # : 338-109FQ	QUEEN LO-POST FOOTBOARD	(V#12600HMVY)
MODEL # : 338-109RL	QUEEN/KING LO-POST RAILS	(V#12600HMVY)
MODEL # : 338-108CP	QUEEN CANOPY & POSTS	(V#12600HMVY)

NOTE: KEEP THIS DOCUMENT FOR REFERENCE IN CASE PARTS ARE NEEDED
 DO NOT TIGHTEN SCREWS UNTIL COMPLETELY ASSEMBLED!!
 UNIT SHOULD BE ASSEMBLED BY TWO OR MORE PEOPLE.



ASSEMBLY INSTRUCTIONS

MODEL # : 338-109HQ	QUEEN LO-POST HEADBOARD	(V#12600HMOVY)
MODEL # : 338-109FQ	QUEEN LO-POST FOOTBOARD	(V#12600HMOVY)
MODEL # : 338-109RL	QUEEN/KING LO-POST RAILS	(V#12600HMOVY)
MODEL # : 338-108CP	QUEEN CANOPY & POSTS	(V#12600HMOVY)

NOTE: KEEP THIS DOCUMENT FOR REFERENCE IN CASE PARTS ARE NEEDED
 DO NOT TIGHTEN SCREWS UNTIL COMPLETELY ASSEMBLED!!
 UNIT SHOULD BE ASSEMBLED BY TWO OR MORE PEOPLE.

