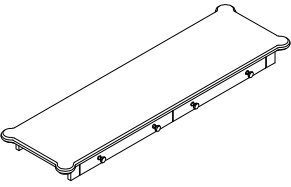
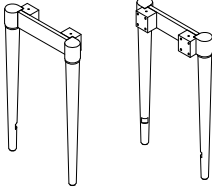
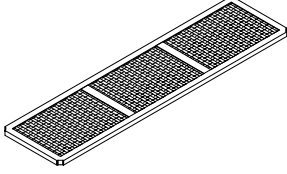









# ASSEMBLY INSTRUCTIONS

**MODEL # : 338-004      SOFA TABLE (CANE)      (V#12600HMOVY)**

NOTE: KEEP THIS DOCUMENT FOR REFERENCE IN CASE PARTS ARE NEEDED  
DO NOT TIGHTEN SCREWS UNTIL COMPLETELY ASSEMBLED!!  
UNIT SHOULD BE ASSEMBLED BY TWO OR MORE PEOPLE.

No		PART LIST	Q'TY
A		SOFA TABLE TOP	1PC
B		LEGS FRAME	2PCS
C		SHELF	1PC
D		SUPPORT LEGS	2PCS

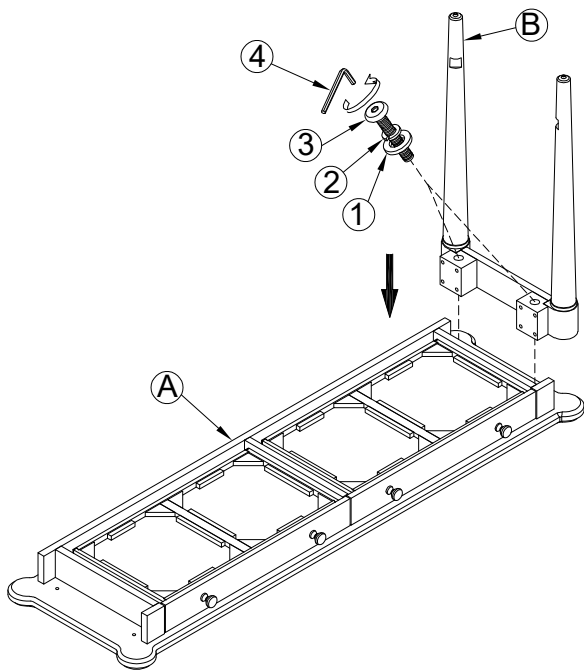
No		HARDWARE LIST		Q'TY
1		FLAT WASHER	$\phi 5/16 \times 19 \times 1.5\text{mm}$	4PCS
2		LOCK WASHER	$\phi 5/16 \times 13 \times 1\text{mm}$	4PCS
3		ALLEN BOLT	$\phi 5/16 \times 3"$	4PCS
4		ALLEN KEY	$2-3/8 \times 4\text{mm}$	1PC
5		SCREW	$\phi 8 \times 1/2"$	8PCS
6		METAL CONNECTER	$19 \times 13 \times 18 \times 2\text{mm}, 90^\circ$	4PCS

# ASSEMBLY INSTRUCTIONS

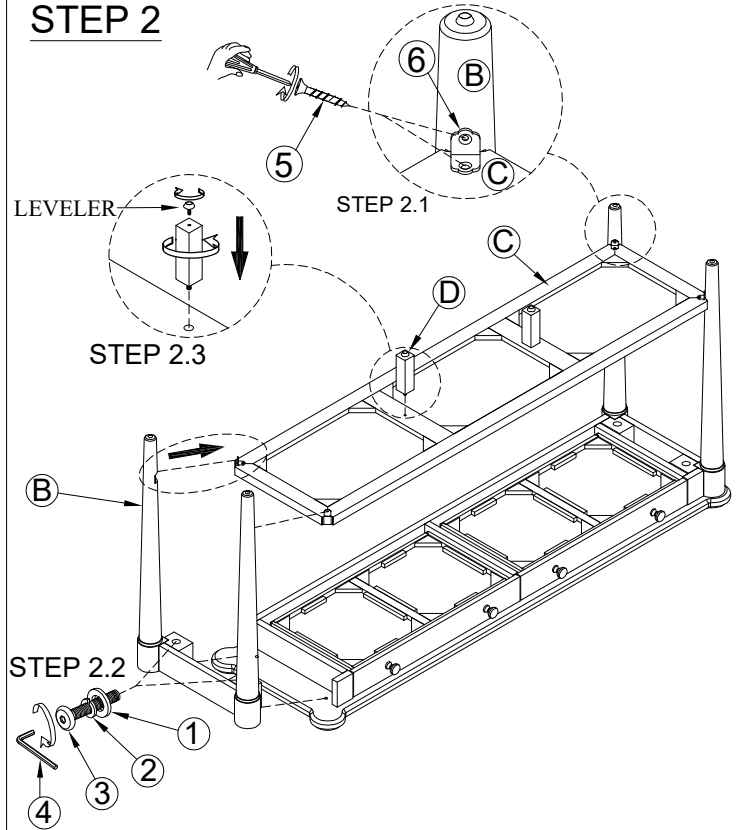
**MODEL # : 338-004    SOFA TABLE (CANE)    (V#12600HMOVY)**

NOTE: KEEP THIS DOCUMENT FOR REFERENCE IN CASE PARTS ARE NEEDED  
DO NOT TIGHTEN SCREWS UNTIL COMPLETELY ASSEMBLED!!  
UNIT SHOULD BE ASSEMBLED BY TWO OR MORE PEOPLE.

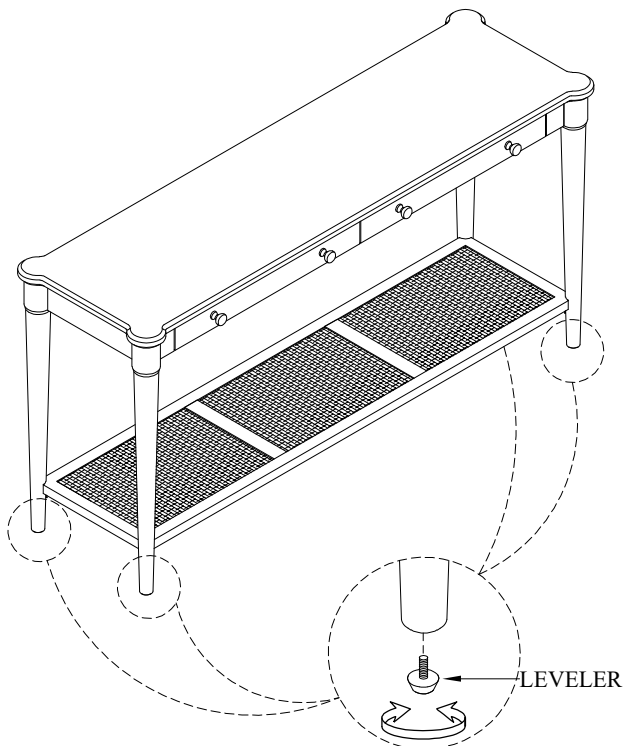
## STEP 1



## STEP 2



## STEP 3



## COMPLETED

