



# ASSEMBLY INTRUCTIONS

MODEL # : 1988-120 COVENTRY NIGHTSTAND (V#12600KJIC1)

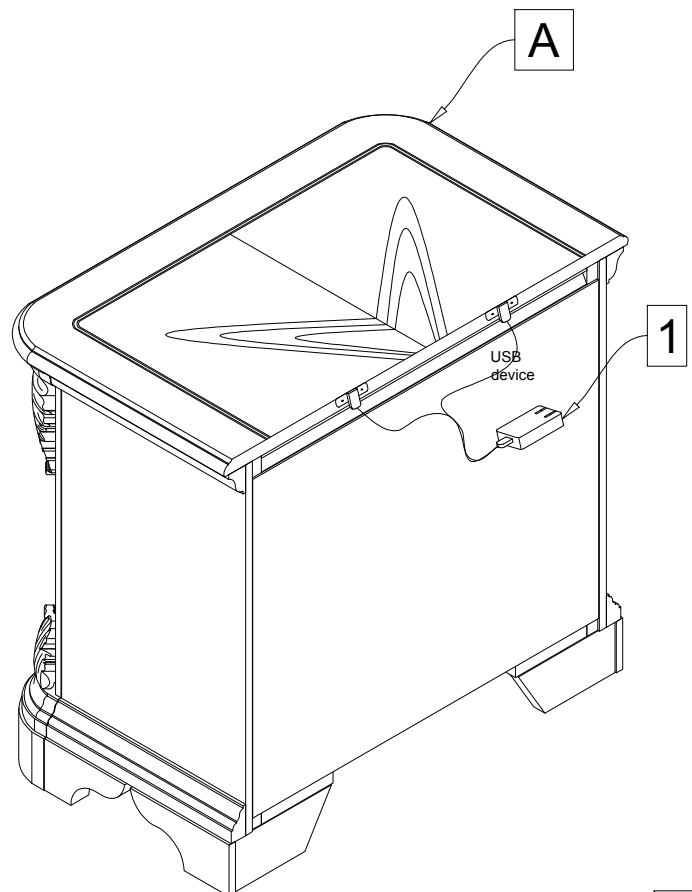

MODEL # : 1989-120 COVENTRY GREY NIGHTSTAND (V#12600KJIC1)

**KEEP THIS DOCUMENT FOR REFERENCE IN CASE PARTS ARE NEEDED  
DO NOT TIGHTEN SCREWS UNTIL COMPLETELY ASSEMBLE !!**

NO.	PART LIST	QTY	NO	HARDWARE LIST	QTY
A	 NIGHTSTAND	1 PC	1	 USB ADAPTER	1 PC

**Notice:** there is a USB device at the back side of the case, please connect the adapter to the USB cable then plug it into the electric outlet before using.

## STEP 1



# ASSEMBLY INSTRUCTIONS


MODEL # : 1988-150 COVENTRY CHEST

(V#12600KJIC1)

MODEL # : 1989-150 COVENTRY GREY CHEST

(V#12600KJIC1)

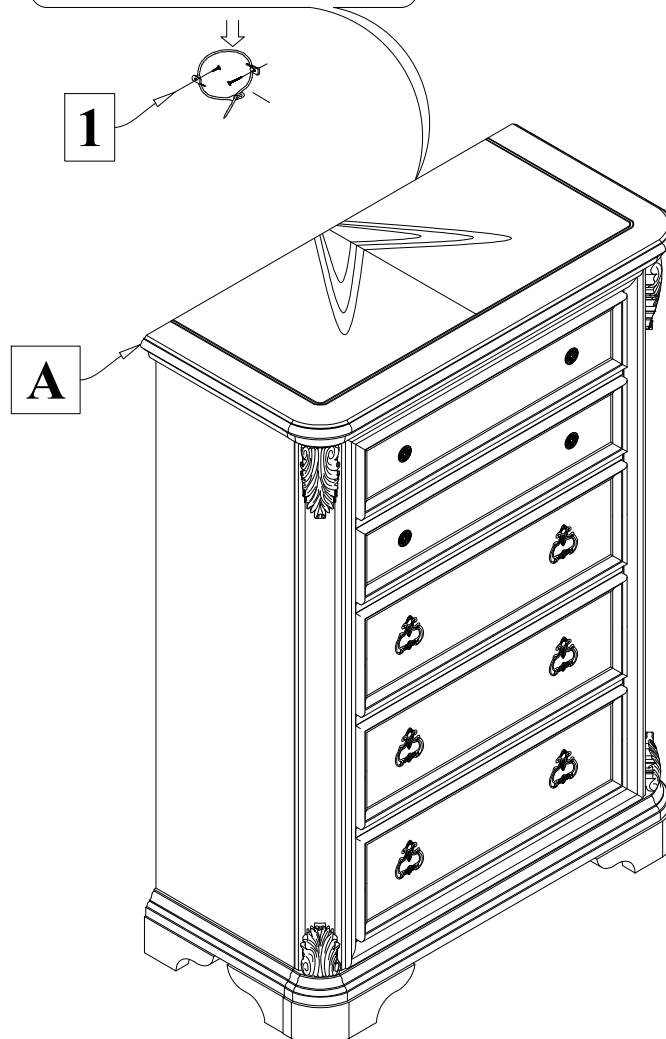
**KEEP THIS DOCUMENT FOR REFERENCE IN CASE PARTS ARE NEEDED  
DO NOT TIGHTEN SCREWS UNTIL COMPLETELY ASSEMBLE !!**

NO.	PART LIST	QTY
A	 CHEST	1 PC

NO	HARDWARE LIST	QTY
1	 ANTI-TIPPING KIT	1 PC

Remark: There is a tipping restraint kit attached to  
★ the back of this product. Please read the directions  
thoroughly and install immediately before use.

## STEP 1




# ASSEMBLY INSTRUCTIONS


MODEL # : 1988-130 COVENTRY DRESSER

(V#12600KJIC1)

MODEL # : 1989-130 COVENTRY GREY DRESSER (V#12600KJIC1)

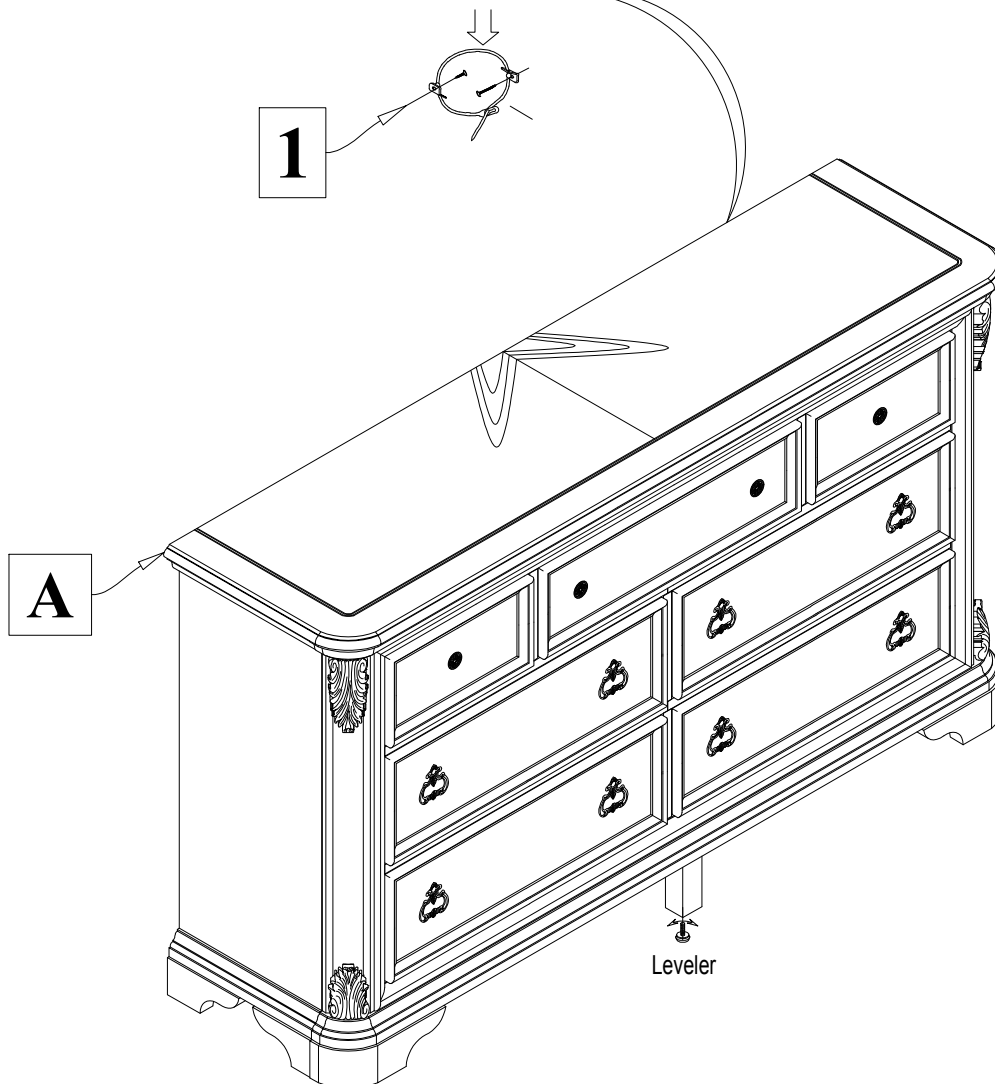
**KEEP THIS DOCUMENT FOR REFERENCE IN CASE PARTS ARE NEEDED  
DO NOT TIGHTEN SCREWS UNTIL COMPLETELY ASSEMBLE !!**

NO	PART LIST	QTY
A	 DRESSER	1 PC

NO	HARDWARE LIST	QTY
1	 ANTI-TIPPING KIT	1 PC

## STEP 1

Remark: There is a tipping restraint kit attached to ★ the back of this product. Please read the directions thoroughly and install immediately before use.



# ASSEMBLY INTRUCTIONS




**MODEL # : 1988-140 COVENTRY MIRROR**





**(V#12600KJIC1)**

**MODEL # : 1989-140 COVENTRY GREY MIRROR**

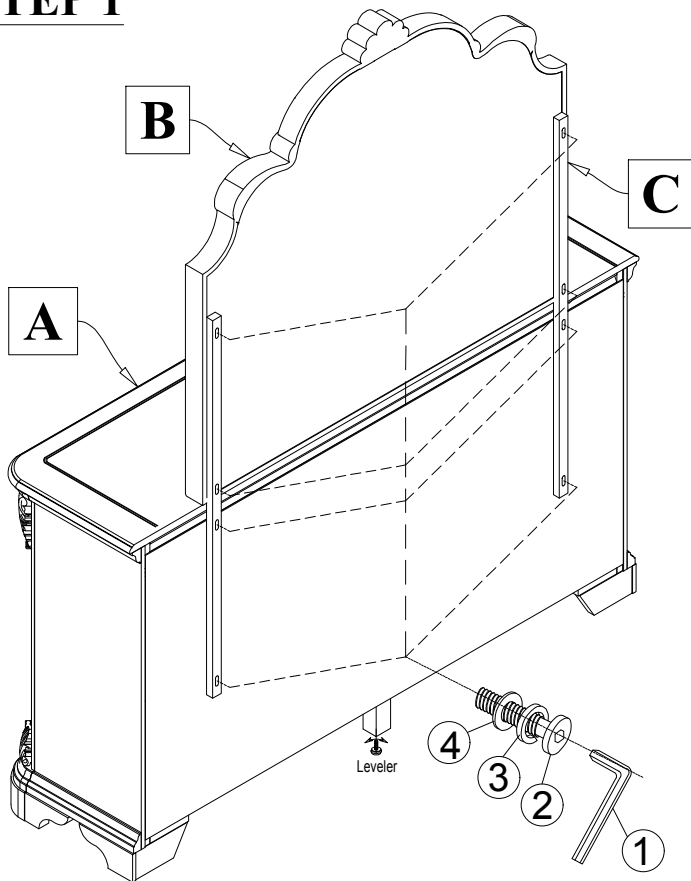
**(V#12600KJIC1)**

**KEEP THIS DOCUMENT FOR REFERENCE IN CASE PARTS ARE NEEDED  
DO NOT TIGHTEN SCREWS UNTIL COMPLETELY ASSEMBLE !!**


NO	PART LIST	QTY
A	 DRESSER	1 PC
B	 MIRROR	1 PC
C	 MIRROR SUPPORT IN MIRROR BOX	2 PCS

NO	HARDWARE LIST		QTY	
1		ALLEN KEY	L57 x 4mm	1 PC
2		BOLT	Φ1/4"*1 - 1/2"	8 PCS
3		SPRING WASHER	Φ1/4"*13*1.5mm	8 PCS
4		FLAT WASHER	Φ1/4"*19*1.5mm	8 PCS

## STEP 1










## STEP 2
















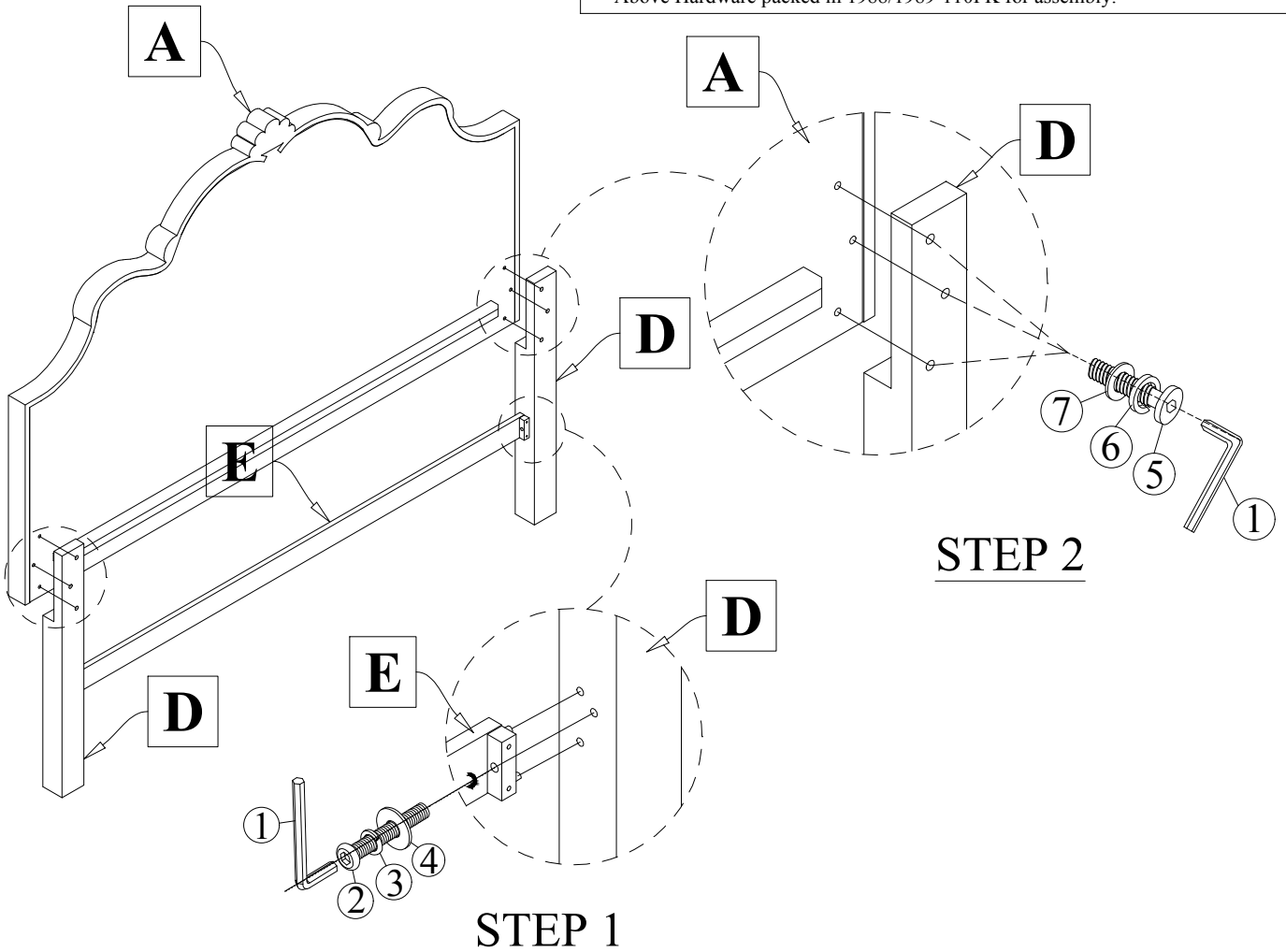
# ASSEMBLY INTRUCTIONS

<b>MODEL # : 1988-112HK</b>	<b>COVENTRY UPH PANEL KING HEADBOARD</b>	<b>(V#12600KJIC1)</b>
<b>MODEL # : 1988-110FK</b>	<b>COVENTRY WOOD PANEL KING FOOTBOARD</b>	<b>(V#12600KJIC1)</b>
<b>MODEL # : 1988-106RL</b>	<b>COVENTRY QUEEN/ KING RAILS</b>	<b>(V#12600KJIC1)</b>
<b>MODEL # : 1989-112HK</b>	<b>COVENTRY GREY UPH PANEL KING HEADBOARD</b>	<b>(V#12600KJIC1)</b>
<b>MODEL # : 1989-110FK</b>	<b>COVENTRY GREY WOOD PANEL KING FOOTBOARD</b>	<b>(V#12600KJIC1)</b>
<b>MODEL # : 1989-106RL</b>	<b>COVENTRY GREY QUEEN/ KING RAILS</b>	<b>(V#12600KJIC1)</b>

**KEEP THIS DOCUMENT FOR REFERENCE IN CASE PARTS ARE NEEDED  
DO NOT TIGHTEN SCREWS UNTIL COMPLETELY ASSEMBLE !!**

NO		PART LIST	QTY
A		King Headboard	1 PC
B		King Footboard	1 PC
C		Queen/King Side Rails (L/R)	2 PCS
D		Headboard Leg (L/R)	2 PCS
E		Stretcher	1 PC
F		Slat	4 PCS
G		Support Leg	8 PCS

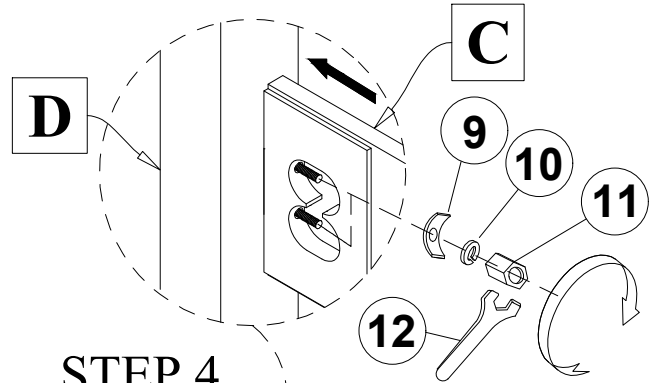
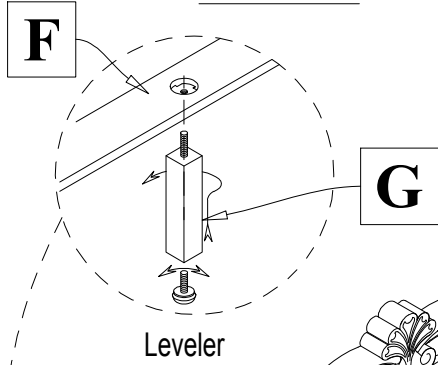
NO		HARDWARE LIST		QTY
1		ALLEN KEY	L57 x 4mm	1 PC
2		BOLT	Φ1/4"*1 - 1/2"	2 PCS
3		SPRING WASHER	Φ1/4"*13*1.2mm	2 PCS
4		FLAT WASHER	Φ1/4"*19*1.8mm	2 PCS
5		BOLT	Φ5/16"*2-1/4"	6 PCS
6		SPRING WASHER	Φ5/16"*13*1.2mm	6 PCS
7		FLAT WASHER	Φ5/16"*19*1.8mm	6 PCS
* Above Hardware packed in 1988/1989-112HK for assembly.				
8		BOLT	Φ5/16"*3"	8 PCS
9		"C" WASHER	Φ5/16"	8 PCS
10		SPRING WASHER	Φ5/16"*13*1.2mm	8 PCS
11		NUT	Φ5/16"*16mm	8 PCS
12		HEX WRENCH		1 PC
* Above Hardware packed in 1988/1989-106RL for assembly.				
13		SCREW/ VIS	#8*30mm	8 PCS
* Above Hardware packed in 1988/1989-110FK for assembly.				



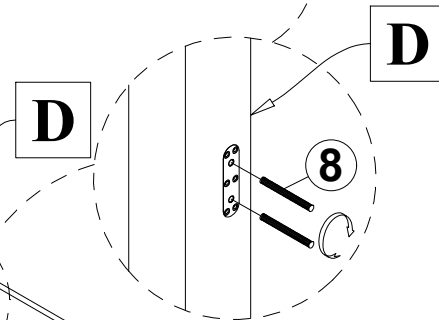
# ASSEMBLY INTRUCTIONS

MODEL # : 1988-112HK	COVENTRY UPH PANEL KING HEADBOARD	(V#12600KJIC1)
MODEL # : 1988-110FK	COVENTRY WOOD PANEL KING FOOTBOARD	(V#12600KJIC1)
MODEL # : 1988-106RL	COVENTRY QUEEN/ KING RAILS	(V#12600KJIC1)
MODEL # : 1989-112HK	COVENTRY GREY UPH PANEL KING HEADBOARD	(V#12600KJIC1)
MODEL # : 1989-110FK	COVENTRY GREY WOOD PANEL KING FOOTBOARD	(V#12600KJIC1)
MODEL # : 1989-106RL	COVENTRY GREY QUEEN/ KING RAILS	(V#12600KJIC1)

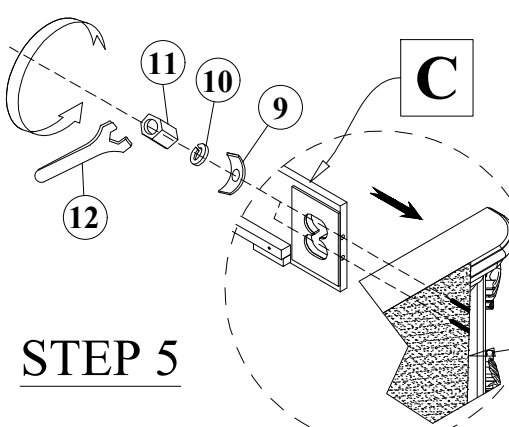
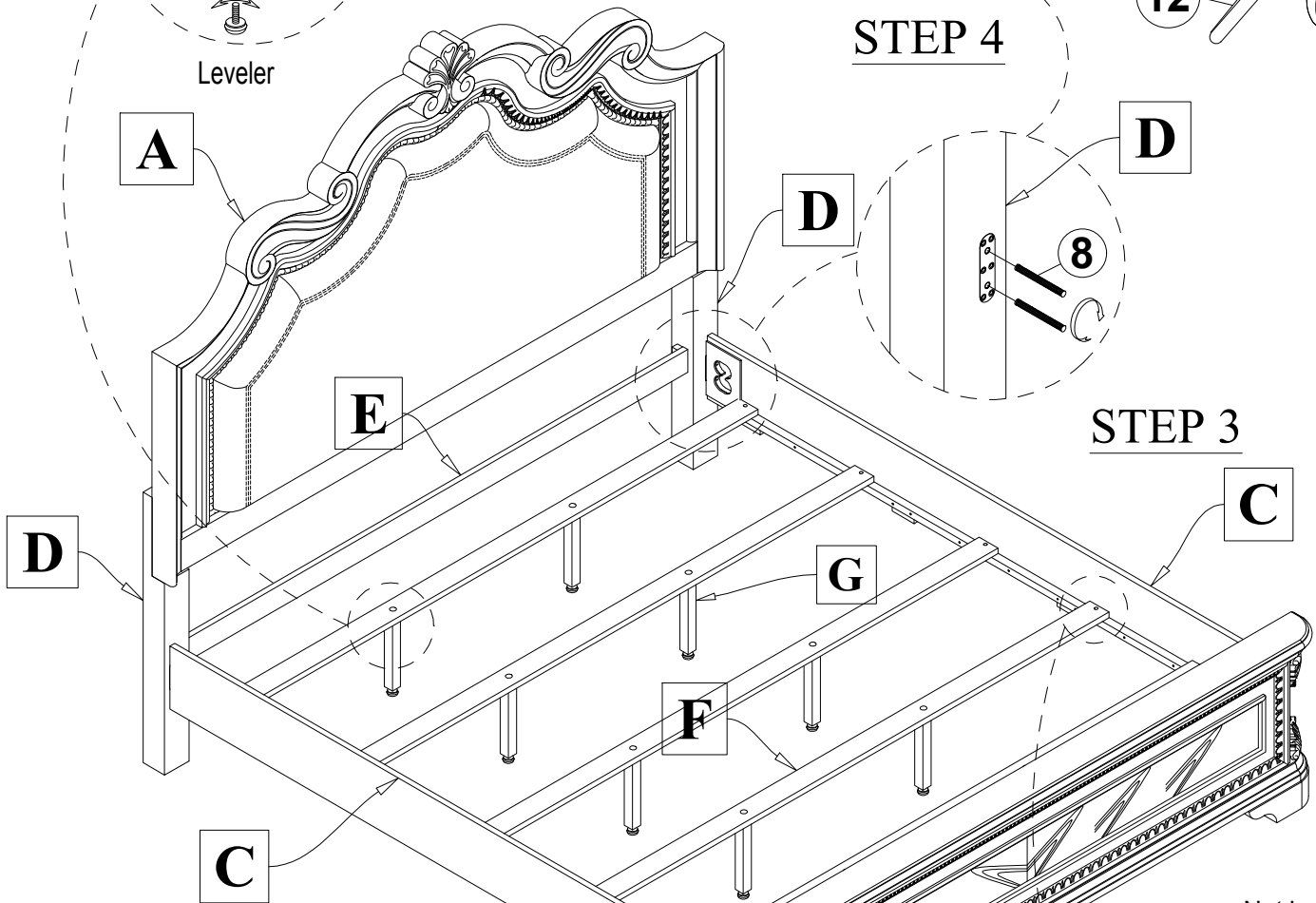
## STEP 6



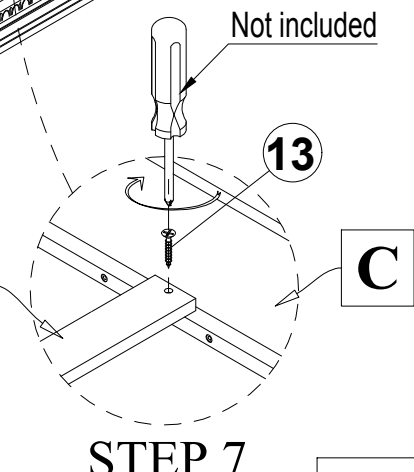
## STEP 4



## STEP 3



## STEP 5










## STEP 7














# ASSEMBLY INTRUCTIONS

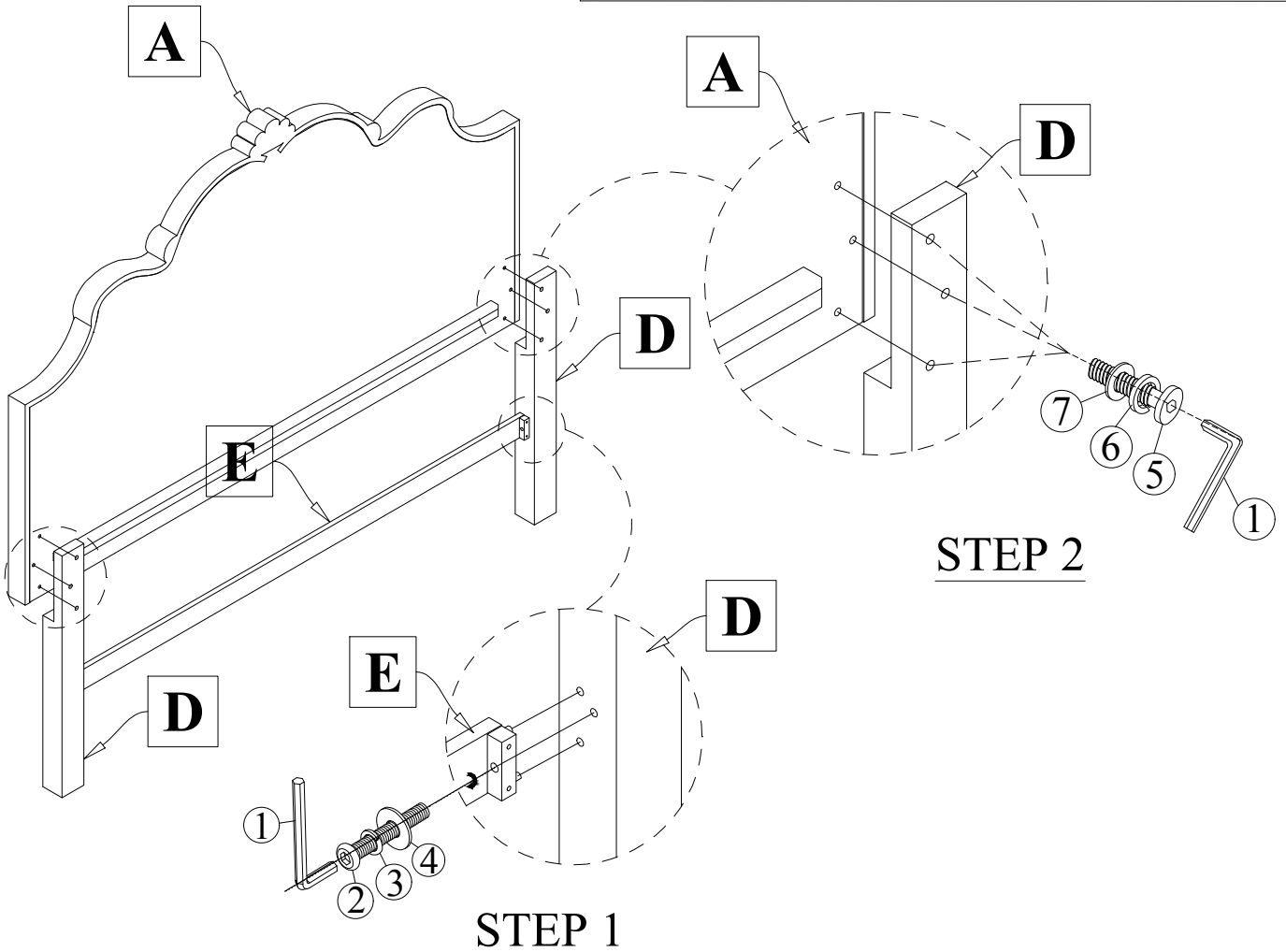
**MODEL # : 1988-107HQ**    **COVENTRY UPH PANEL QUEEN HEADBOARD**    (V#12600KJIC1)  
**MODEL # : 1988-105FQ**    **COVENTRY WOOD PANEL QUEEN FOOTBOARD**    (V#12600KJIC1)  
**MODEL # : 1988-106RL**    **COVENTRY QUEEN/ KING RAILS**    (V#12600KJIC1)

**MODEL # : 1989-107HQ**    **COVENTRY GREY UPH PANEL QUEEN HEADBOARD**    (V#12600KJIC1)  
**MODEL # : 1989-105FQ**    **COVENTRY GREY WOOD PANEL QUEEN FOOTBOARD**    (V#12600KJIC1)  
**MODEL # : 1989-106RL**    **COVENTRY GREY QUEEN/ KING RAILS**    (V#12600KJIC1)

**KEEP THIS DOCUMENT FOR REFERENCE IN CASE PARTS ARE NEEDED**  
**DO NOT TIGHTEN SCREWS UNTIL COMPLETELY ASSEMBLE !!**

NO	PART LIST		QTY
A		Queen Headboard	1 PC
B		Queen Footboard	1 PC
C		Queen/King Side Rails (L/R)	2 PCS
D		Headboard Leg (L/R)	2 PCS
E		Stretcher	1 PC
F		Slat	4 PCS
G		Support Leg	4 PCS

NO	HARDWARE LIST			QTY
1		ALLEN KEY	L57 x 4mm	1 PC
2		BOLT	Φ1/4"*1 - 1/2"	2 PCS
3		SPRING WASHER	Φ1/4"*13*1.2mm	2 PCS
4		FLAT WASHER	Φ1/4"*19*1.8mm	2 PCS
5		BOLT	Φ5/16"*2-1/4"	6 PCS
6		SPRING WASHER	Φ5/16"*13*1.2mm	6 PCS
7		FLAT WASHER	Φ5/16"*19*1.8mm	6 PCS
* Above Hardware packed in 1988/1989-107HQ for assembly.				
8		BOLT	Φ5/16"*3"	8 PCS
9		"C" WASHER	Φ5/16"	8 PCS
10		SPRING WASHER	Φ5/16"*13*1.2mm	8 PCS
11		NUT	Φ5/16"*16mm	8 PCS
12		HEX WRENCH		1 PC
* Above Hardware packed in 1988/1989-106RL for assembly.				
13		SCREW/ VIS	#8*30mm	8 PCS
* Above Hardware packed in 1988/1989-105FQ for assembly.				

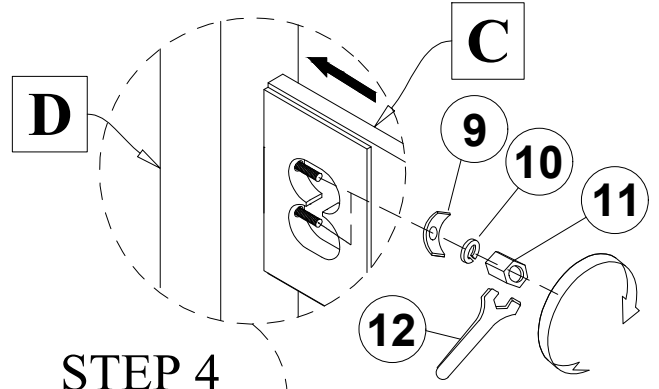
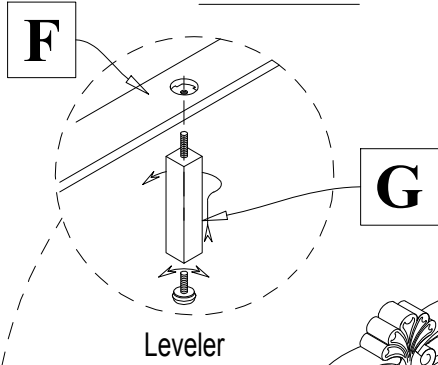


# ASSEMBLY INTRUCTIONS


MODEL #: 1988-107HQ COVENTRY UPH PANEL QUEEN HEADBOARD (V#12600KJIC1)  
 MODEL #: 1988-105FQ COVENTRY WOOD PANEL QUEEN FOOTBOARD (V#12600KJIC1)  
 MODEL #: 1988-106RL COVENTRY QUEEN/ KING RAILS (V#12600KJIC1)

MODEL #: 1989-107HQ COVENTRY GREY UPH PANEL QUEEN HEADBOARD (V#12600KJIC1)  
 MODEL #: 1989-105FQ COVENTRY GREY WOOD PANEL QUEEN FOOTBOARD (V#12600KJIC1)  
 MODEL #: 1989-106RL COVENTRY GREY QUEEN/ KING RAILS (V#12600KJIC1)

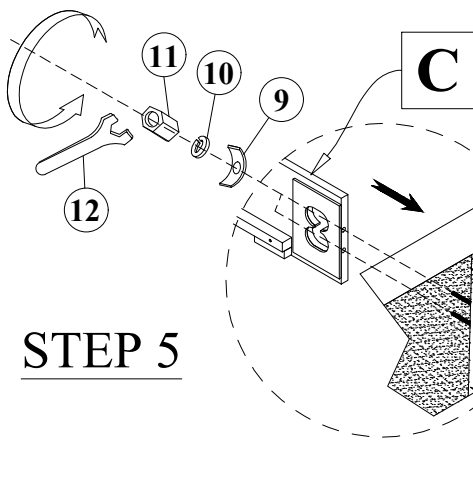
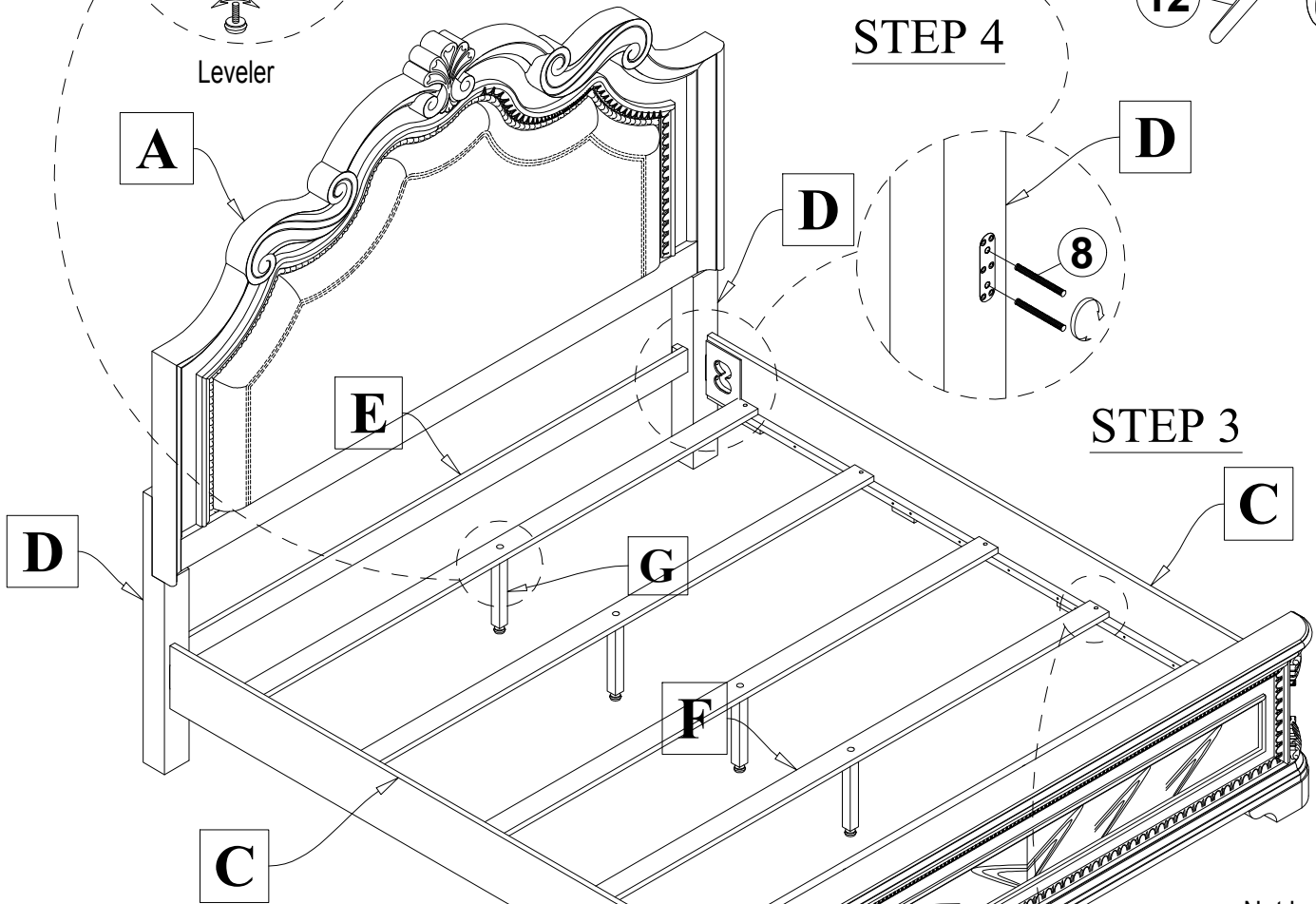
## STEP 6



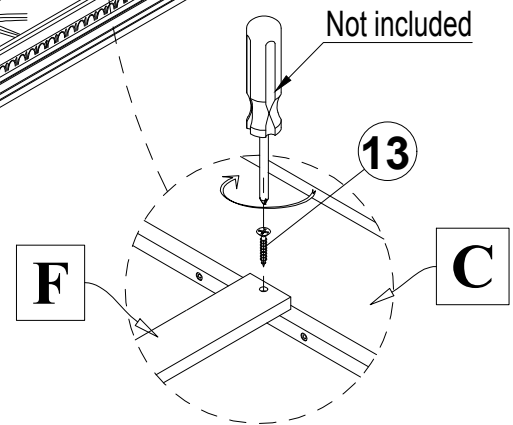
## STEP 4



## STEP 3



## STEP 5



## STEP 7













# ASSEMBLY INTRUCTIONS

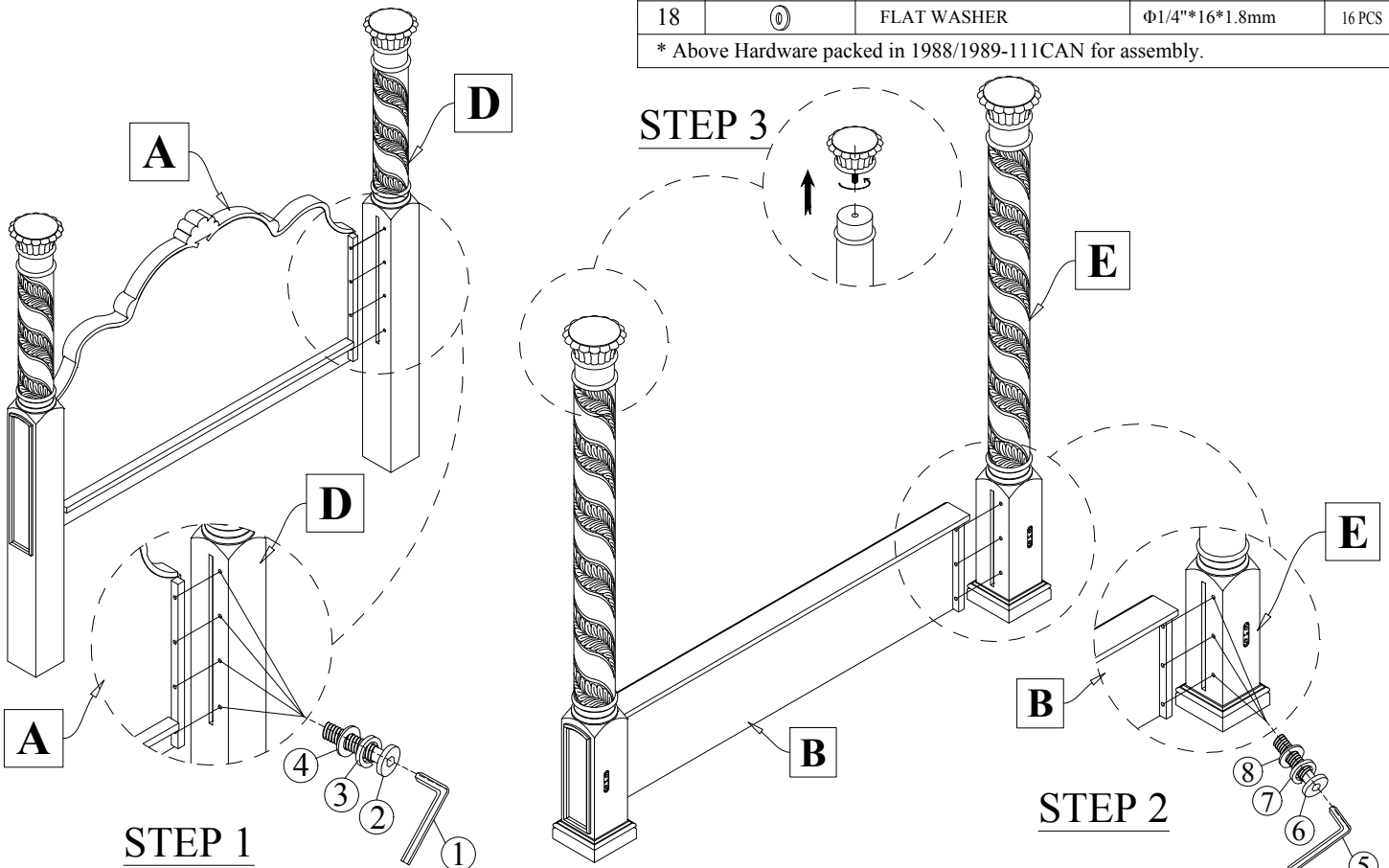
MODEL # : 1988-113HK  
 MODEL # : 1988-111FK  
 MODEL # : 1988-106RL  
 MODEL # : 1988-111CAN  
 MODEL # : 1988POSTS  
 MODEL # : 1989-113HK  
 MODEL # : 1989-111FK  
 MODEL # : 1989-106RL  
 MODEL # : 1989-111CAN  
 MODEL # : 1989POSTS

COVENTRY UPH PANEL CANOPY KING HEADBOARD (V#12600KJIC1)  
 COVENTRY CANOPY KING FOOTBOARD (V#12600KJIC1)  
 COVENTRY QUEEN/ KING RAILS (V#12600KJIC1)  
 COVENTRY CANOPY KING FRAME (V#12600KJIC1)  
 COVENTRY BED POSTS (V#12600KJIC1)  
 COVENTRY GREY UPH PANEL CANOPY KING HEADBOARD (V#12600KJIC1)  
 COVENTRY GREY CANOPY KING FOOTBOARD (V#12600KJIC1)  
 COVENTRY GREY QUEEN/ KING RAILS (V#12600KJIC1)  
 COVENTRY GREY CANOPY KING FRAME (V#12600KJIC1)  
 COVENTRY GREY BED POSTS (V#12600KJIC1)

**KEEP THIS DOCUMENT FOR REFERENCE IN CASE PARTS ARE NEEDED**  
**DO NOT TIGHTEN SCREWS UNTIL COMPLETELY ASSEMBLE !!**

NO	PART LIST		QTY
A		King Headboard	1 PC
B		King Footboard	1 PC
C		Queen/King Side Rails (L/R)	2 PCS
D		Headboard Post (L/R)	2 PCS
E		Footboard Post (L/R)	2 PCS
F		Slat	4 PCS
G		Support Leg	8PCS
H		Canopy corner	4PCS
I		Canopy panel (Top and Bottom)	2PCS
K		Canopy side panels	2PCS

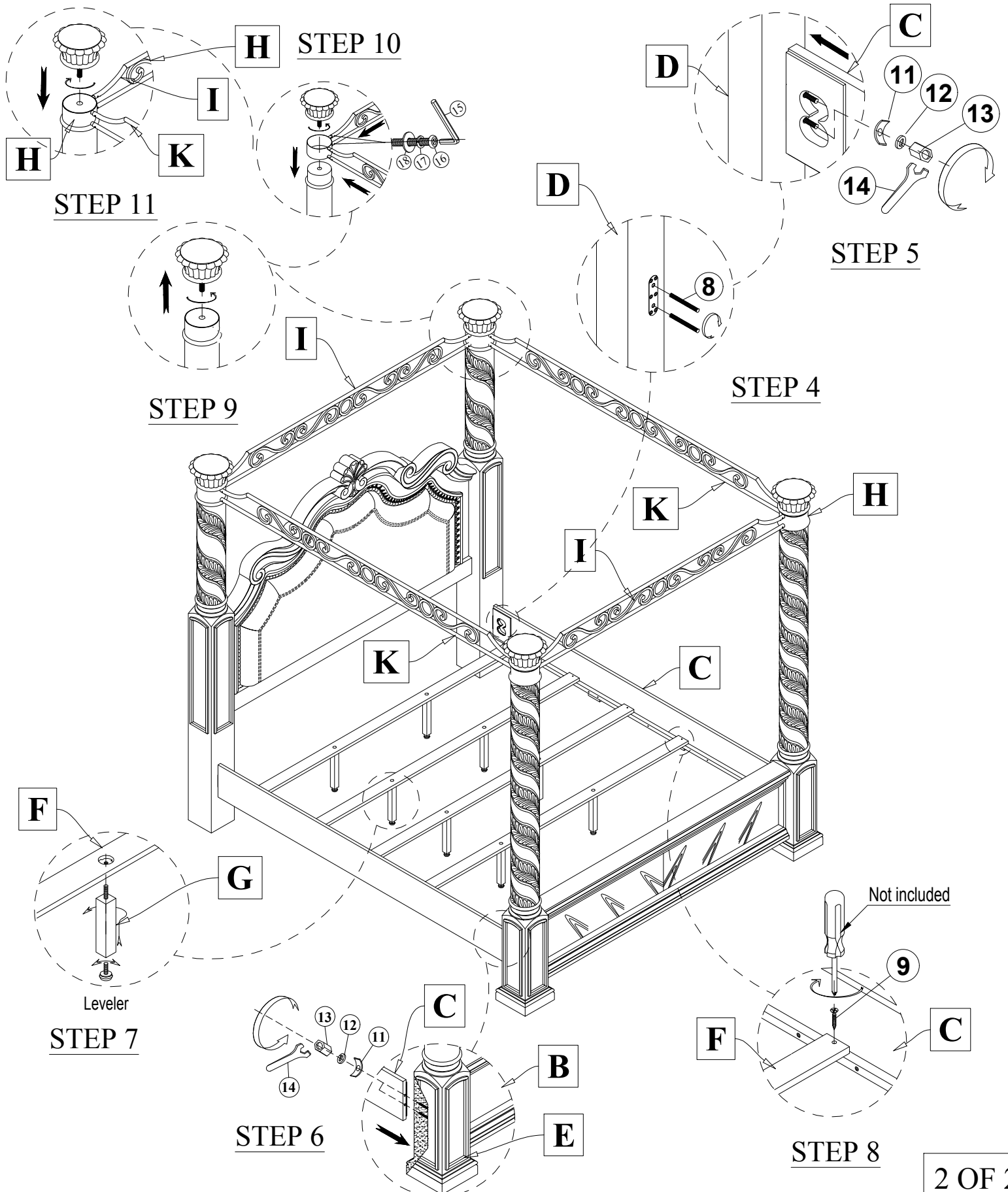
NO	HARDWARE LIST			QTY
1		ALLEN KEY	L57 x 4mm	1 PC
2		BOLT	Φ5/16"*2-1/4"	8 PCS
3		SPRING WASHER	Φ5/16"*13*1.2mm	8 PCS
4		FLAT WASHER	Φ5/16"*19*1.8mm	8 PCS
* Above Hardware packed in 1988/1989-113HK for assembly.				
5		ALLEN KEY	L57 x 4mm	1 PC
6		BOLT	Φ5/16"*2-1/4"	6 PCS
7		SPRING WASHER	Φ5/16"*13*1.2mm	6 PCS
8		FLAT WASHER	Φ5/16"*19*1.8mm	6 PCS
9		SCREW/ VIS	#8*30mm	8 PCS
* Above Hardware packed in 1988/1989-111FK for assembly.				
10		BOLT	Φ5/16"*3"	8 PCS
11		"C" WASHER	Φ5/16"	8 PCS
12		SPRING WASHER	Φ5/16"*13*1.2mm	8 PCS
13		NUT	Φ5/16"*16mm	8 PCS
14		HEX WRENCH		1 PC
* Above Hardware packed in 1988/1989-106RL for assembly.				
15		ALLEN KEY	L57 x 4mm	1 PC
16		BOLT	Φ1/4"*5/8"	16 PCS
17		SPRING WASHER	Φ1/4"*13*1.2mm	16 PCS
18		FLAT WASHER	Φ1/4"*16*1.8mm	16 PCS
* Above Hardware packed in 1988/1989-111CAN for assembly.				



# ASSEMBLY INTRUCTIONS

MODEL #: 1988-113HK  
 MODEL #: 1988-111FK  
 MODEL #: 1988-106RL  
 MODEL #: 1988-111CAN  
 MODEL #: 1988POSTS  
 MODEL #: 1989-113HK  
 MODEL #: 1989-111FK  
 MODEL #: 1989-106RL  
 MODEL #: 1989-111CAN  
 MODEL #: 1989POSTS

COVENTRY UPH PANEL CANOPY KING HEADBOARD  
 COVENTRY CANOPY KING FOOTBOARD (V#12600KJIC1)  
 COVENTRY QUEEN/ KING RAILS (V#12600KJIC1)  
 COVENTRY CANOPY KING FRAME (V#12600KJIC1)  
 COVENTRY BED POSTS (V#12600KJIC1)  
 COVENTRY GREY UPH PANEL CANOPY KING HEADBOARD (V#12600KJIC1)  
 COVENTRY GREY CANOPY KING FOOTBOARD (V#12600KJIC1)  
 COVENTRY GREY QUEEN/ KING RAILS (V#12600KJIC1)  
 COVENTRY GREY CANOPY KING FRAME (V#12600KJIC1)  
 COVENTRY GREY BED POSTS (V#12600KJIC1)





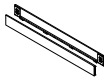







# ASSEMBLY INTRUCTIONS

MODEL # : 1988-108HQ  
 MODEL # : 1988-106FQ  
 MODEL # : 1988-106RL  
 MODEL # : 1988-106CAN  
 MODEL # : 1988POSTS  
 MODEL # : 1989-108HQ  
 MODEL # : 1989-106FQ  
 MODEL # : 1989-106RL  
 MODEL # : 1989-106CAN  
 MODEL # : 1989POSTS

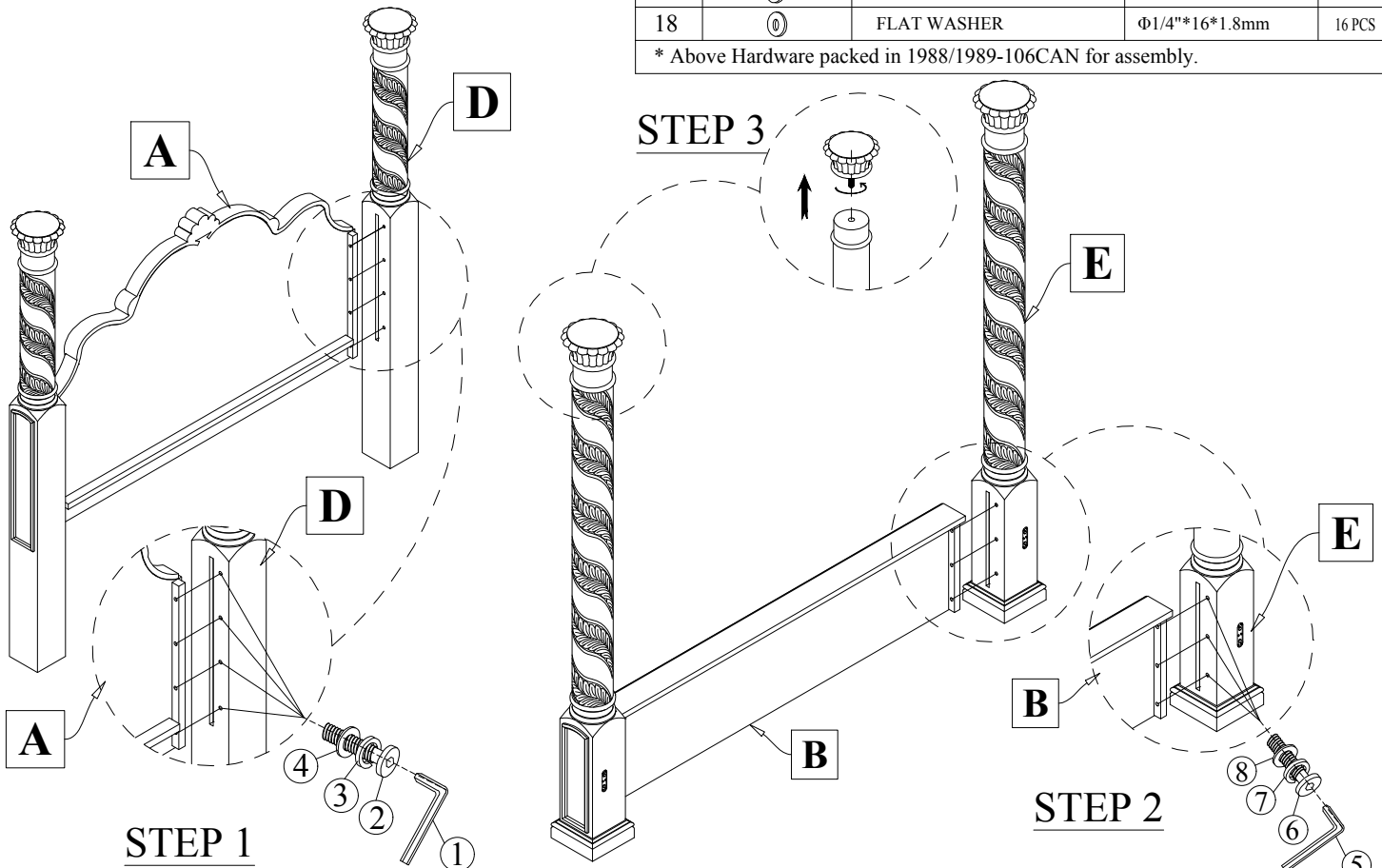
COVENTRY UPH PANEL CANOPY QUEEN HEADBOARD (V#12600KJIC1)  
 COVENTRY WOOD PANEL CANOPY QUEEN FOOTBOARD (V#12600KJIC1)  
 COVENTRY QUEEN/ KING RAILS (V#12600KJIC1)  
 COVENTRY CANOPY QUEEN FRAME (V#12600KJIC1)  
 COVENTRY BED POSTS (V#12600KJIC1)

COVENTRY GREY UPH PANEL CANOPY QUEEN HEADBOARD (V#12600KJIC1)  
 COVENTRY GREY WOOD PANEL CANOPY QUEEN FOOTBOARD (V#12600KJIC1)  
 COVENTRY GREY QUEEN/ KING RAILS (V#12600KJIC1)  
 COVENTRY GREY CANOPY QUEEN FRAME (V#12600KJIC1)  
 COVENTRY GREY BED POSTS (V#12600KJIC1)

**KEEP THIS DOCUMENT FOR REFERENCE IN CASE PARTS ARE NEEDED**  
**DO NOT TIGHTEN SCREWS UNTIL COMPLETELY ASSEMBLE !!**

NO	PART LIST		QTY
A		Queen Headboard	1 PC
B		Queen Footboard	1 PC
C		Queen/King Side Rails (L/R)	2 PCS
D		Headboard Post (L/R)	2 PCS
E		Footboard Post (L/R)	2 PCS
F		Slat	4 PCS
G		Support Leg	4 PCS
H		Canopy corner	4PCS
I		Canopy panel (Top and Bottom)	2PCS
K		Canopy side panels	2PCS

NO	HARDWARE LIST			QTY
1		ALLEN KEY	L57 x 4mm	1 PC
2		BOLT	Φ5/16"*2-1/4"	8 PCS
3		SPRING WASHER	Φ5/16"*13*1.2mm	8 PCS
4		FLAT WASHER	Φ5/16"*19*1.8mm	8 PCS
* Above Hardware packed in 1988/1989-108HQ for assembly.				
5		ALLEN KEY	L57 x 4mm	1 PC
6		BOLT	Φ5/16"*2-1/4"	6 PCS
7		SPRING WASHER	Φ5/16"*13*1.2mm	6 PCS
8		FLAT WASHER	Φ5/16"*19*1.8mm	6 PCS
9		SCREW/ VIS	#8*30mm	8 PCS
* Above Hardware packed in 1988/1989-106FQ for assembly.				
10		BOLT	Φ5/16"*3"	8 PCS
11		"C" WASHER	Φ5/16"	8 PCS
12		SPRING WASHER	Φ5/16"*13*1.2mm	8 PCS
13		NUT	Φ5/16"*16mm	8 PCS
14		HEX WRENCH		1 PC
* Above Hardware packed in 1988/1989-106RL for assembly.				
15		ALLEN KEY	L57 x 4mm	1 PC
16		BOLT	Φ1/4"*5/8"	16 PCS
17		SPRING WASHER	Φ1/4"*13*1.2mm	16 PCS
18		FLAT WASHER	Φ1/4"*16*1.8mm	16 PCS
* Above Hardware packed in 1988/1989-106CAN for assembly.				



# ASSEMBLY INTRUCTIONS

MODEL # : 1988-108HQ  
 MODEL # : 1988-106FQ  
 MODEL # : 1988-106RL  
 MODEL # : 1988-106CAN  
 MODEL # : 1988POSTS  
 MODEL # : 1989-108HQ  
 MODEL # : 1989-106FQ  
 MODEL # : 1989-106RL  
 MODEL # : 1989-106CAN  
 MODEL # : 1989POSTS

COVENTRY UPH PANEL CANOPY QUEEN HEADBOARD (V#12600KJIC1)  
 COVENTRY WOOD PANEL CANOPY QUEEN FOOTBOARD (V#12600KJIC1)  
 COVENTRY QUEEN/ KING RAILS (V#12600KJIC1)  
 COVENTRY CANOPY QUEEN FRAME (V#12600KJIC1)  
 COVENTRY BED POSTS (V#12600KJIC1)  
 COVENTRY GREY UPH PANEL CANOPY QUEEN HEADBOARD (V#12600KJIC1)  
 COVENTRY GREY WOOD PANEL CANOPY QUEEN FOOTBOARD (V#12600KJIC1)  
 COVENTRY GREY QUEEN/ KING RAILS (V#12600KJIC1)  
 COVENTRY GREY CANOPY QUEEN FRAME (V#12600KJIC1)  
 COVENTRY GREY BED POSTS (V#12600KJIC1)

