














# ASSEMBLY INSTRUCTIONS

MODEL # : 1720-110HK Fulton King Uph Panel HB (V#12600MHWF1)  
 MODEL # : 1720-110FK Fulton King Uph Panel FB (V#12600MHWF1)  
 MODEL # : 1720-105RL Fulton Side Rails (V#12600MHWF1)

**NOTE: THIS ITEM NOT RECOMMENDED FOR COMMERCIAL USE**  
**KEEP THIS DOCUMENT FOR REFERENCE IN CASE PARTS ARE NEEDED**  
**DO NOT TIGHTEN SCREWS UNTIL COMPLETELY ASSEMBLED! !**

No	PARTS LIST		Q'TY
A		HEADBOARD	1PC
B		LEFT LEG	1PC
C		RIGHT LEG	1PC
D		HEADBOARD BOTTOM RAIL	1PC
E		FOOTBOARD	1PC
F		SIDE RAIL	2PCS
G		SLATS	4PCS
H		SUPPORT WITH LEVELER	8PCS

No	HARDWARE LIST			Q'TY
1		BOLT	Ø5/16" x 2"	8PCS
2		LOCK WASHER	Ø5/16"*Ø12mm*1.2mm	8PCS
3		FLAT WASHER	Ø5/16" *Ø19mm*2mm	8PCS
4		WRENCH	2-1/4"*4mm	1PC
5		THREAD BOLT	Ø5/16" x 90mmL	8PCS
6		CURVED WASHERS	Ø5/16" DIA	8PCS
7		HEX NUT	Ø5/16" DIA	8PCS
8		OPEN WRENCH	12mm	1PC
9		SCREW	1-1/4" x 4mm	8PCS

## STEP 1

