





# ASSEMBLY INSTRUCTIONS

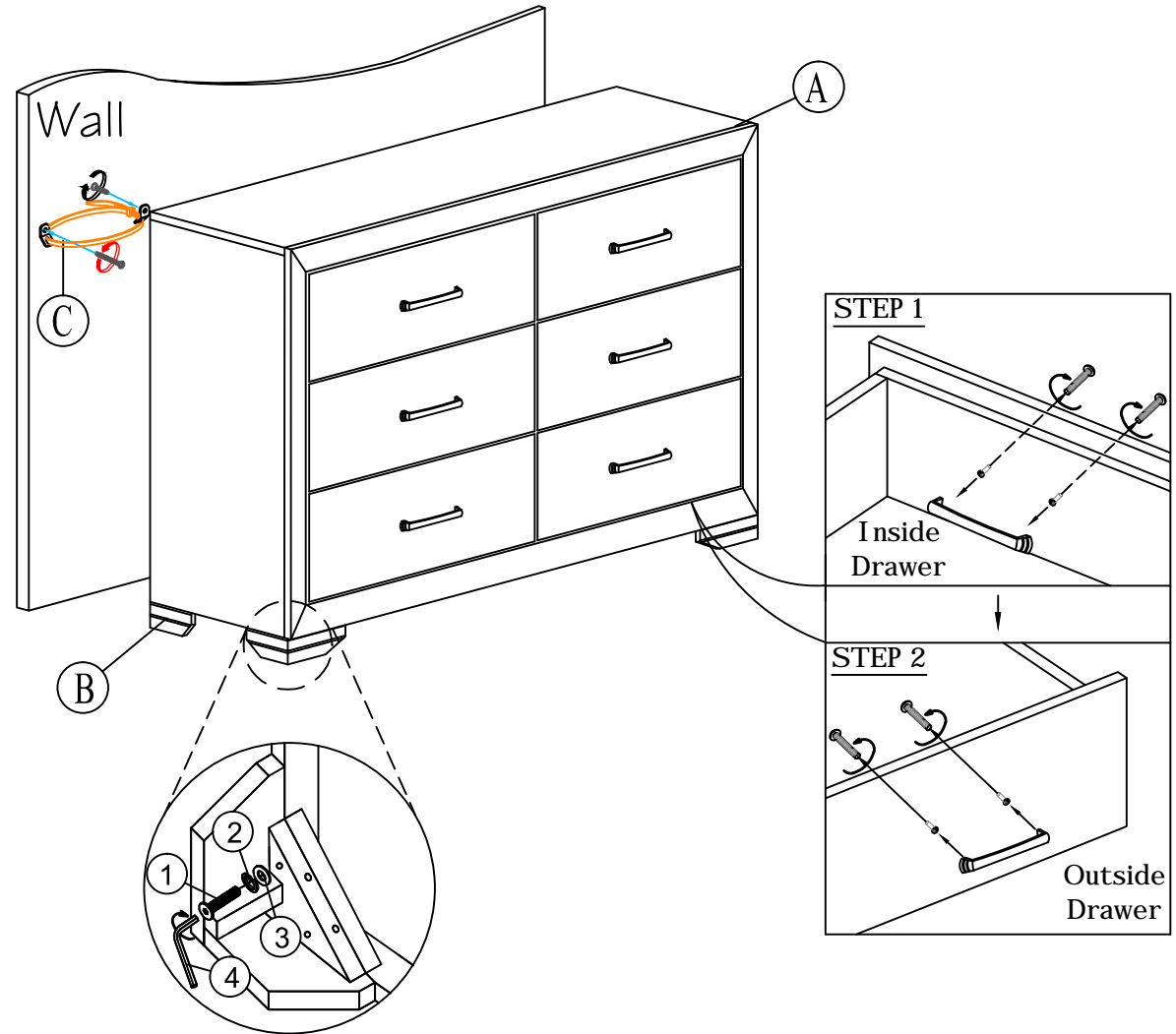
MODEL : 1653 DRIFTWOOD DRESSER

DOC. NO : RD-F05-AT  
REV. NO : A  
REV. DATE : 25.08.2006

REV. : A DATE : 04.01.2016

Component List		
NO.	Descriptions	Qty.
A	Dresser	1
B	Leg (packed Inside Dresser)	4
C	Tipping Restraint	1

Hardware List			
NO.	Descriptions		Qty.
1	JCBC Screw M6 x 40mm		8
2	Spring Washer		8
3	Flat Washer		8
4	M4 Allen Key		1



**ASSEMBLY TIPS:**

1. Remove hardware from box and sort by size.
2. Please check to see that all hardware and parts are present prior start of assembly.
3. Please follow attached instructions in the same sequence as numbered to assure fast and easy assembly.

**Warning!**

1. Don't attempt to repair or modify parts that are broken or defective. Please contact the store immediately.
2. This product is for home use only and not intended for commercial establishments.